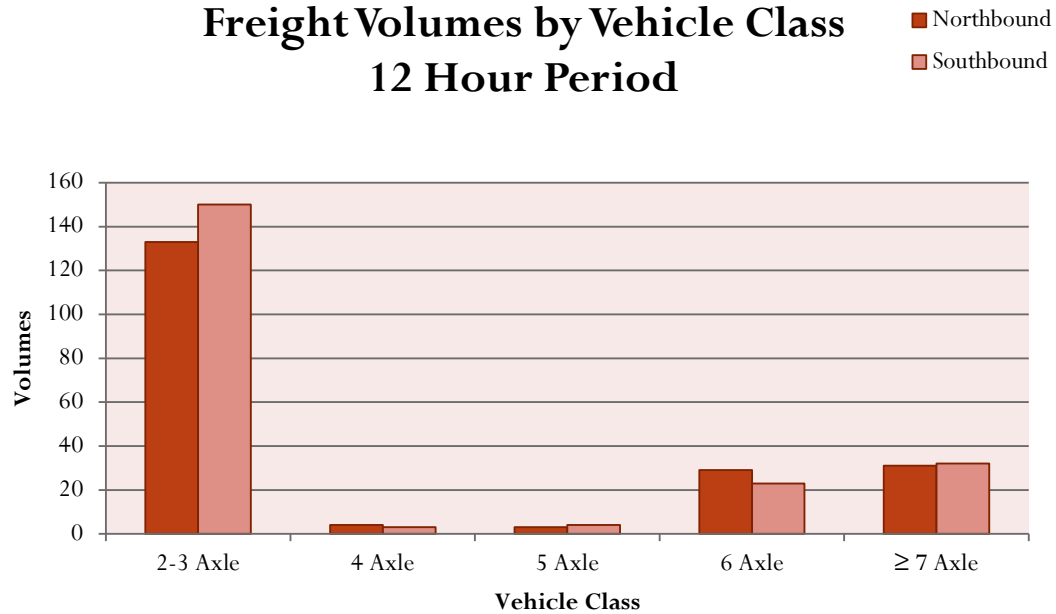


TRAFFIC HIGHLIGHTS OF SITE V11139				
1.1	Site Identifier	V11139		
1.2	Site Name	P5-3 Station 6		
1.3	Site Description	Segment 6		
1.4	Road Description	Route : Road : P5-3 Section : Distance : 0.0km		
1.5	GPS Position	30 16 59.9E -29 52 36.6S		
1.6	Number of Lanes	2		
1.7	Station Type	Secondary		
1.8	Requested Period	2021/08/03 - 2021/08/11		
1.9	Length of record requested (hours)	216		
1.10	Actual First & Last Dates	2021/08/03 - 2021/08/11		
1.11	Actual available good data (hours)	204		
1.12	Percentage good data available for requested period	94.8		
		To PMB	To Ixopo	Total
2.1a	Total number of vehicles (counted)	11418	11729	23147
2.1b	Total number of vehicles (projected for period)	12040	12368	24408
2.2	Average daily traffic (ADT)	1338	1374	2712
2.3	Average daily truck traffic (ADTT)	190	197	387
2.4	Percentage of trucks	14.2	14.3	14.3
2.5	Truck split % (short:medium:long)	44 : 18 : 38	43 : 15 : 42	43 : 17 : 40
2.6	Percentage of night traffic (20:00 - 06:00)	13.3	17.3	15.4
3.1	Speed limit (km/hr)			60
3.2	Average speed (km/hr)	78.0	82.9	80.5
3.3	Average speed - light vehicles (km/hr)	79.7	85.4	82.6
3.4	Average speed - heavy vehicles (km/hr)	67.4	68.2	67.8
3.5	Average night speed (km/hr)	78.9	85.0	82.4
3.6	15th centile speed (km/hr)	61.7	65.6	65.7
3.7	85th centile speed (km/hr)	95.9	99.9	97.9
3.8	Percentage vehicles in excess of speed limit	86.7	91.5	89.2
4.1	Percentage vehicles in flows over 600 vehicles/hr	0.0	0.0	0.0
4.2	Highest volume on the road (vehicles/hr)	2021/08/06 17:00:00		318
4.3	Highest volume in the North (vehs/hr)	2021/08/09 16:00:00		178
4.4	Highest volume in the South (vehs/hr)	2021/08/06 17:00:00		171
4.5	Highest volume in a lane (vehicles/hr)	2021/08/09 16:00:00		178
4.6	15th highest volume on the road (vehicles/hr)	2021/08/09 13:00:00		213
4.7	15th highest volume in the North direction (vehs/hr)	2021/08/08 18:00:00		114
4.8	15th highest volume in the South direction (vehs/hr)	2021/08/11 08:00:00		107
4.9	30th highest volume on the road (vehicles/hr)	2021/08/11 17:00:00		187
4.10	30th highest volume in the North direction (vehs/hr)	2021/08/11 17:00:00		98
4.11	30th highest volume in the South direction (vehs/hr)	2021/08/06 08:00:00		95
5.1	Percentage of vehicles less than 2s behind vehicle ahead			
6.1	Total number of heavy vehicles (projected for period)	1714	1770	3484
6.2	Estimated average number of axles per truck	4.5	4.6	4.5
6.3	Estimated truck mass (Ton/truck)	25.7	26.3	26.0
6.4	Estimated average E80/truck	1.5	1.5	1.5
6.5	Estimated daily E80 on the road	590		
6.6	Estimated daily E80 in the North direction	290		
6.7	Estimated daily E80 in the South direction	301		
6.8	Estimated daily E80 in the worst North lane	290		
6.9	Estimated daily E80 in the worst South lane	301		
6.10	ASSUMPTION on Axles/Truck (Short:Medium:Long)	(2.0 : 5.0 : 7.0)		
6.11	ASSUMPTION on Mass/Truck (Short:Medium:Long)	(10.9 : 31.5 : 39.8)		
6.12	ASSUMPTION on E80s/Truck (Short:Medium:Long)	(0.6 : 2.5 : 2.1)		

Thornville (R56 Thornville to Pietermaritzburg)

Date: 12-09-2023

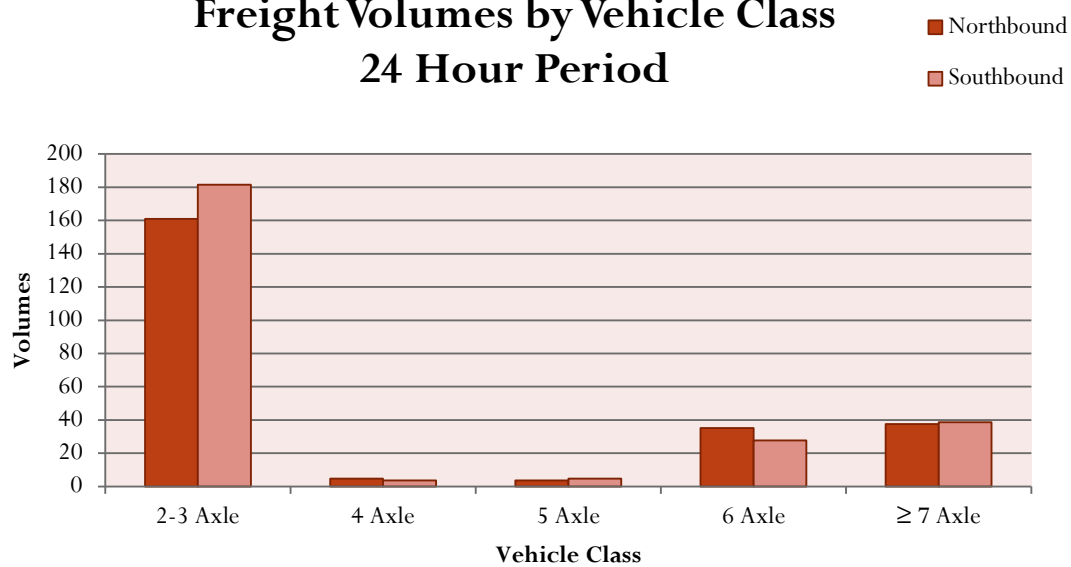
### Freight Volumes by Vehicle Class 12 Hour Period



Thornville (R56 Thornville to Pietermaritzburg)

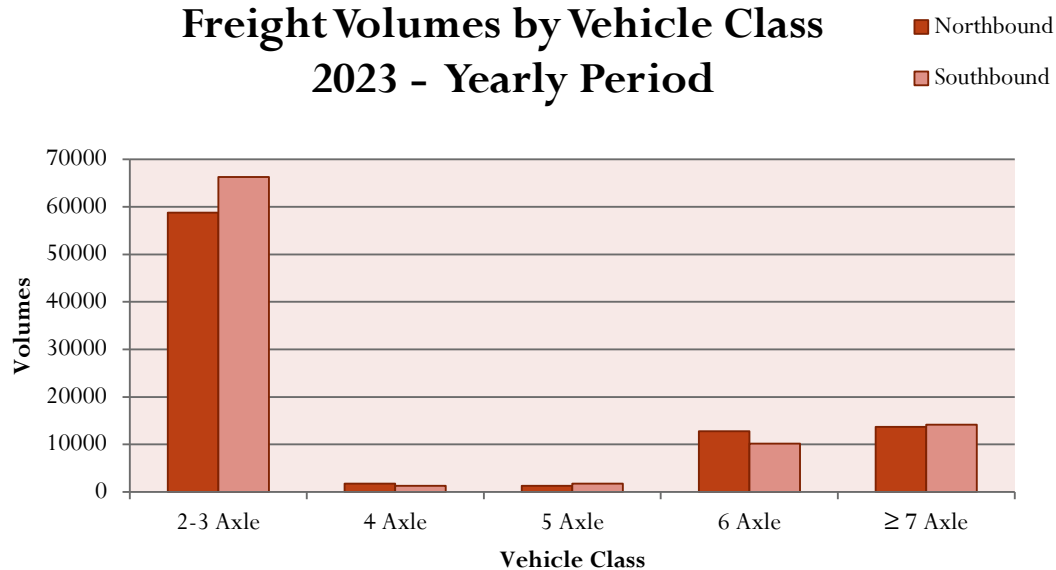
Date: 12-09-2023

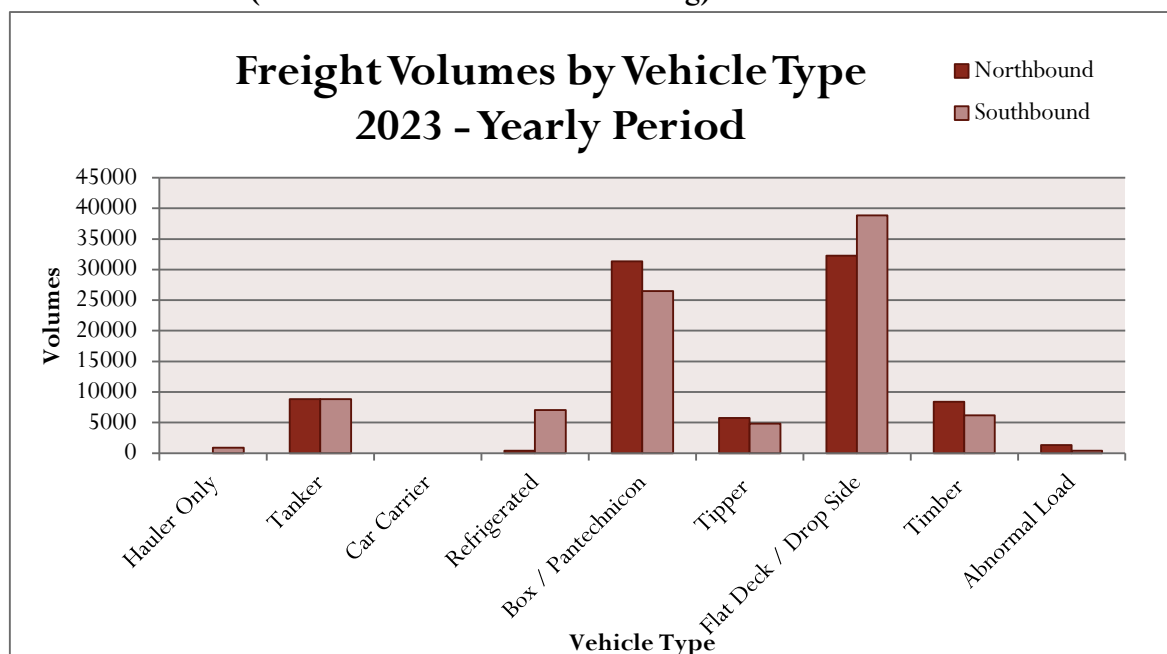
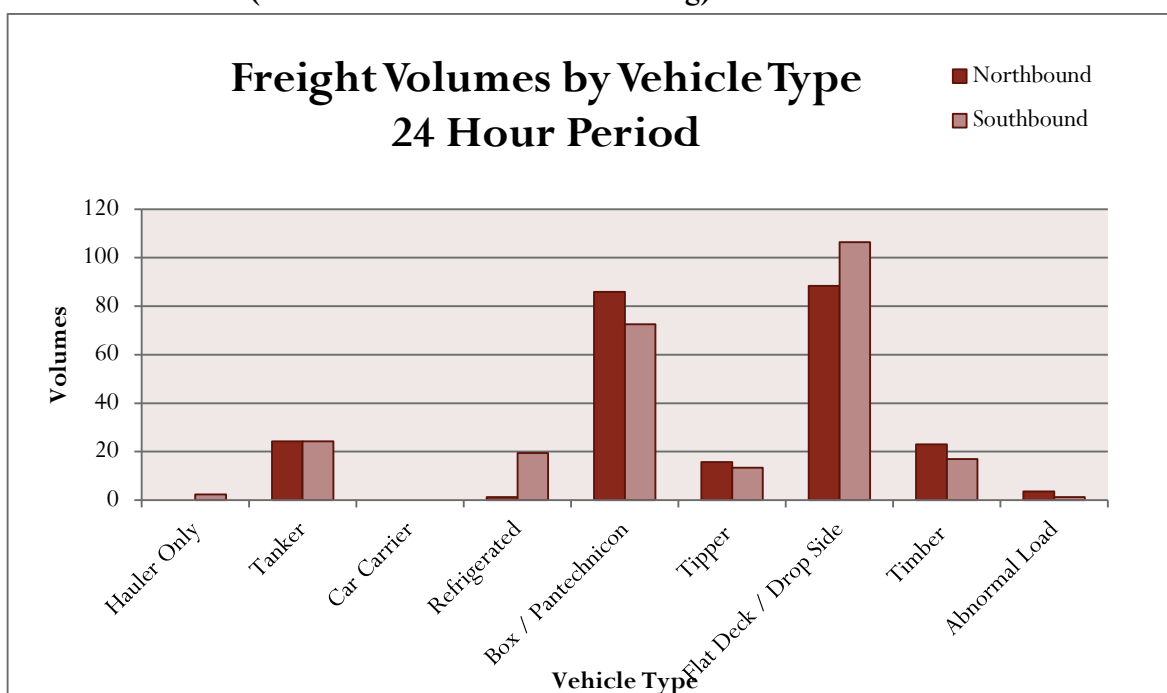
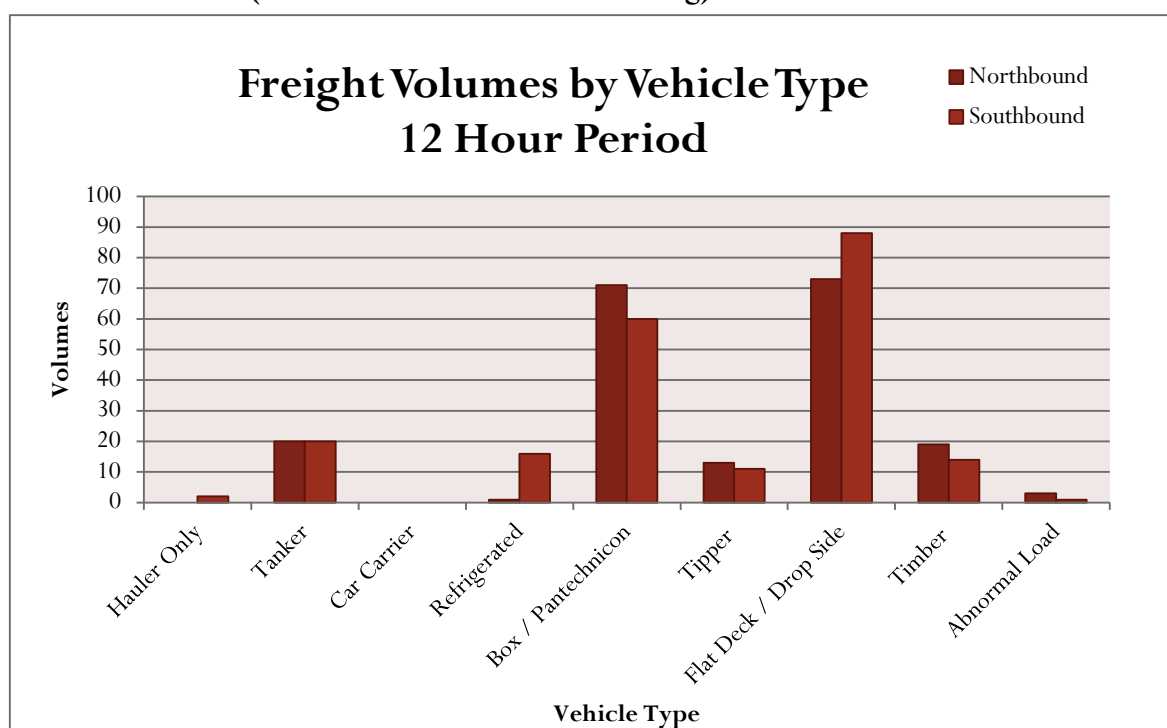
### Freight Volumes by Vehicle Class 24 Hour Period



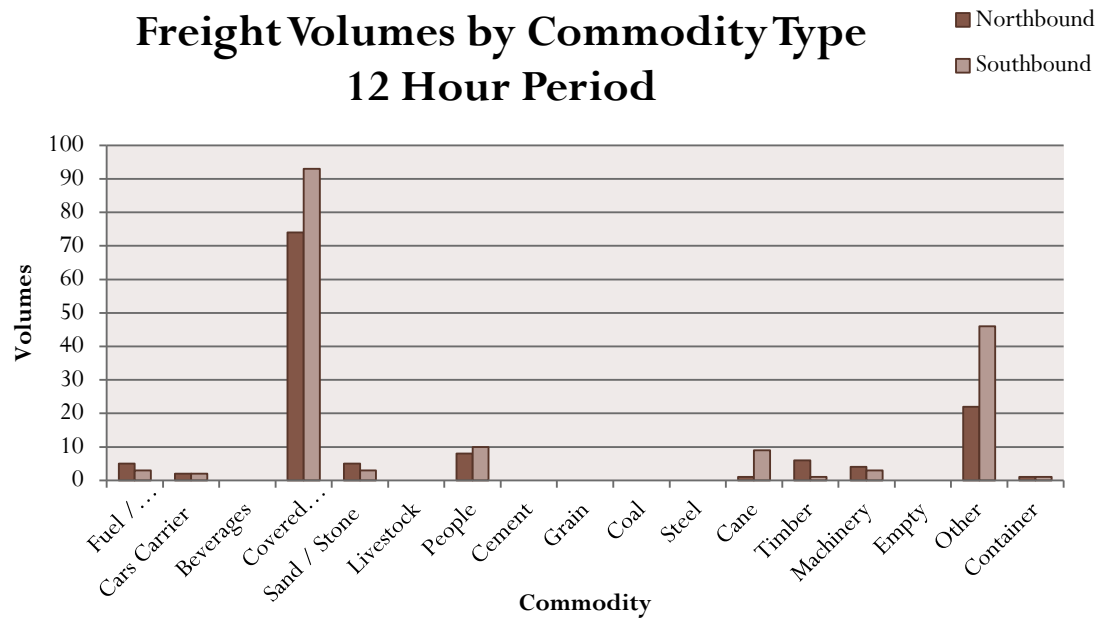
Thornville (R56 Thornville to Pietermaritzburg)

### Freight Volumes by Vehicle Class 2023 - Yearly Period

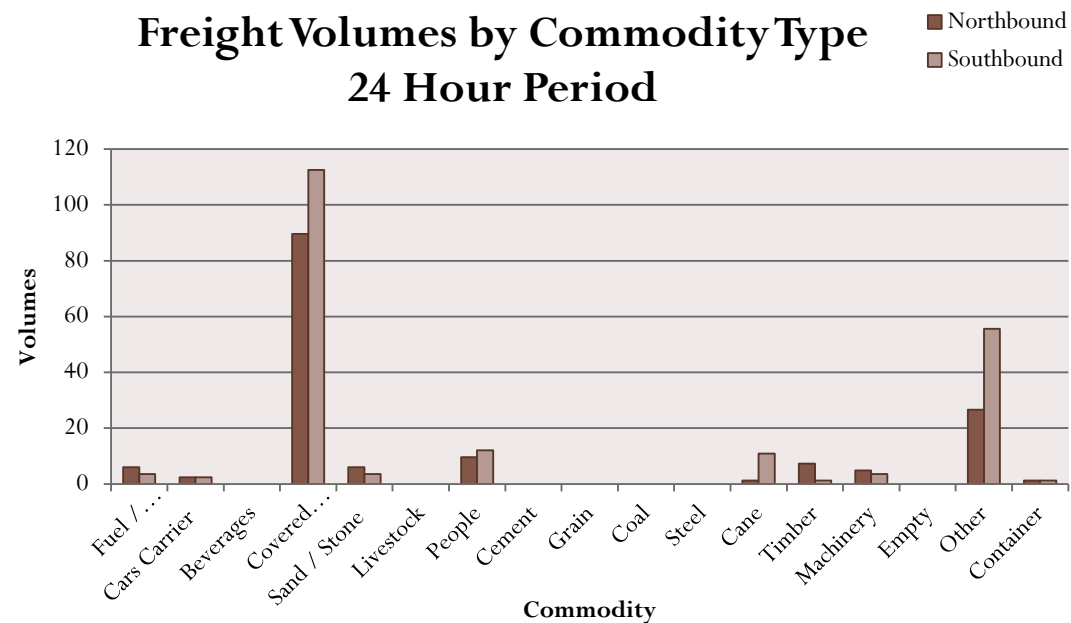




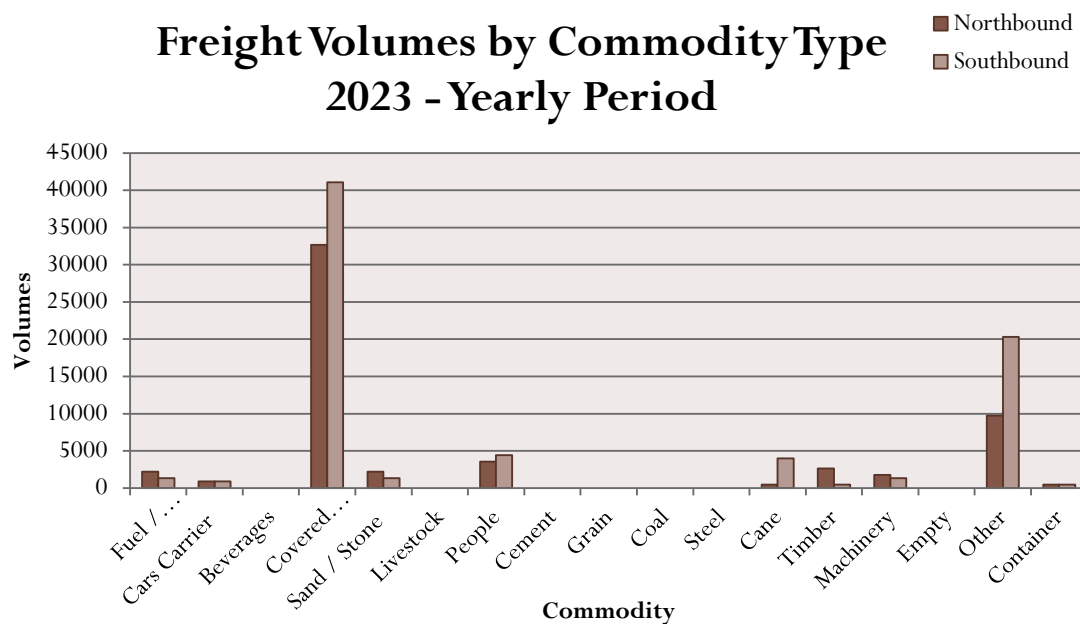
### Freight Volumes by Commodity Type 12 Hour Period

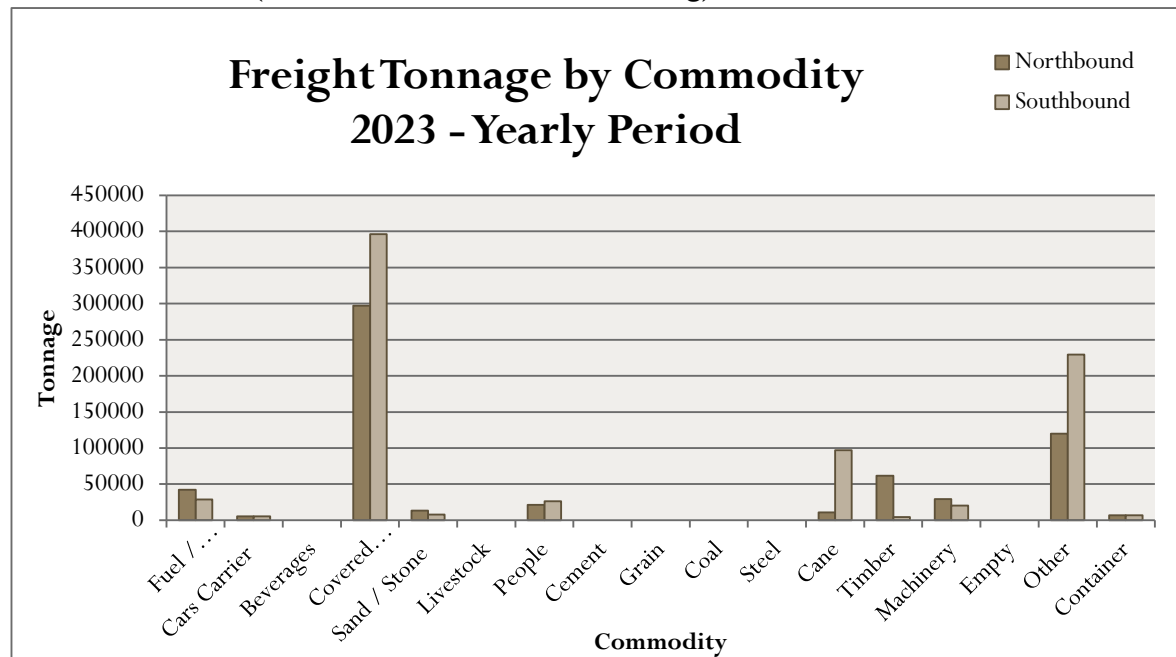
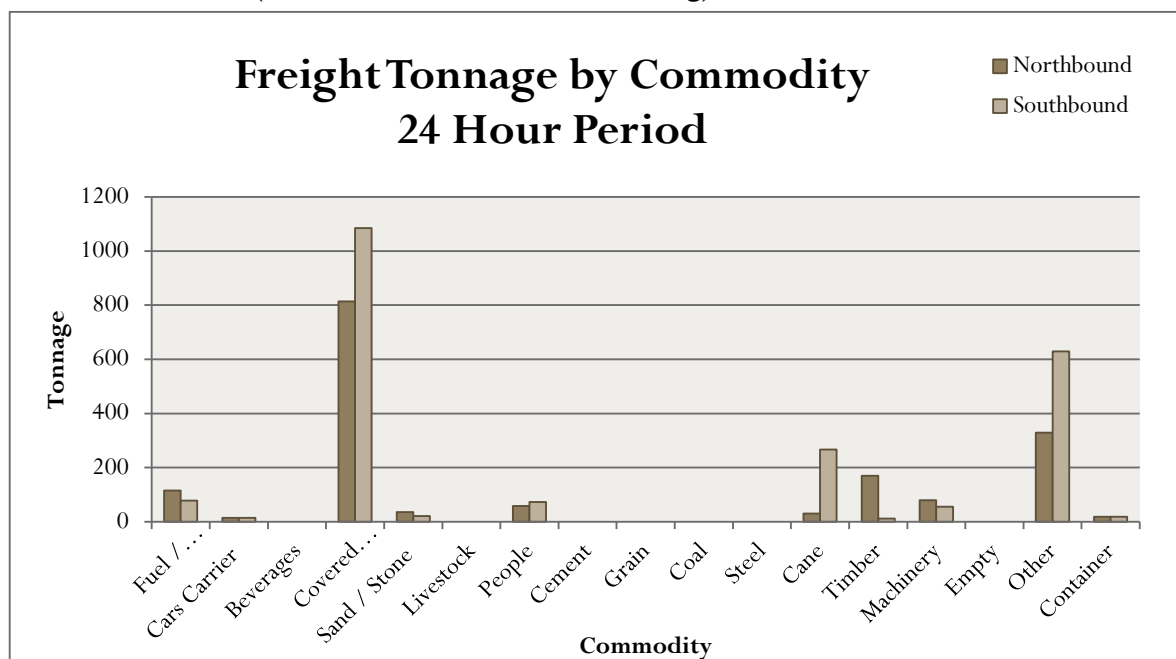
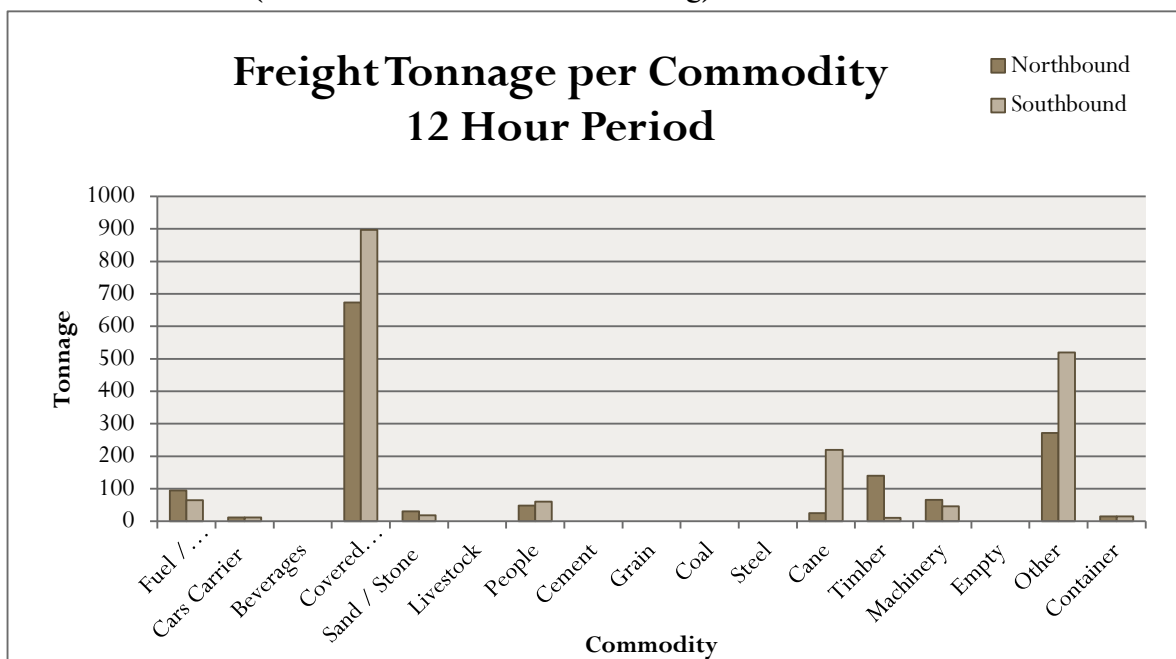


### Freight Volumes by Commodity Type 24 Hour Period



### Freight Volumes by Commodity Type 2023 - Yearly Period





Thornville (R56 Thornville to Pietermaritzburg)													
Freight Tonnage by Commodity by Vehicle Class (12 Hours)												Date: 12-09-2023	
Northbound							Southbound						
	2-3 Axle	4 Axle	5 Axle	6 Axle	≥ 7 Axle	Total		2-3 Axle	4 Axle	5 Axle	6 Axle	≥ 7 Axle	Total
Fuel / Chemicals	0	0	15	80	0	95	Fuel / Chemicals	0	0	0	40	25	65
Cars Carrier	12	0	0	0	0	12	Cars Carrier	12	0	0	0	0	12
Beverages	0	0	0	0	0	0	Beverages	0	0	0	0	0	0
Covered Load / Sail or Tarp	348	30	15	80	200	673	Covered Load / Sail or Tarp	432	10	30	100	325	897
Sand / Stone	30	0	0	0	0	30	Sand / Stone	18	0	0	0	0	18
Livestock	0	0	0	0	0	0	Livestock	0	0	0	0	0	0
People	48	0	0	0	0	48	People	60	0	0	0	0	60
Cement	0	0	0	0	0	0	Cement	0	0	0	0	0	0
Grain	0	0	0	0	0	0	Grain	0	0	0	0	0	0
Coal	0	0	0	0	0	0	Coal	0	0	0	0	0	0
Steel	0	0	0	0	0	0	Steel	0	0	0	0	0	0
Cane	0	0	0	0	25	25	Cane	0	0	0	20	200	220
Timber	0	0	0	40	100	140	Timber	0	10	0	0	0	10
Machinery	6	0	0	60	0	66	Machinery	6	0	0	40	0	46
Empty	0	0	0	0	0	0	Empty	0	0	0	0	0	0
Other	72	0	0	200	0	272	Other	180	10	0	180	150	520
Container	0	0	15	0	0	15	Container	0	0	15	0	0	15

Thornville (R56 Thornville to Pietermaritzburg)													
Freight Tonnage by Commodity by Vehicle Class (24 Hours)													Date: 12-09-2023
Northbound							Southbound						
	3 Axle	4 Axle	5 Axle	6 Axle	≥ 7 Axle	Total		3 Axle	4 Axle	5 Axle	6 Axle	≥ 7 Axle	Total
Fuel / Chemicals	0	0	18	97	0	115	Fuel / Chemicals	0	0	0	48	30	79
Cars Carrier	15	0	0	0	0	15	Cars Carrier	15	0	0	0	0	15
Beverages	0	0	0	0	0	0	Beverages	0	0	0	0	0	0
Covered Load / Sail or Tarp	421	36	18	97	242	814	Covered Load / Sail or Tarp	523	12	36	121	393	1085
Sand / Stone	36	0	0	0	0	36	Sand / Stone	22	0	0	0	0	22
Livestock	0	0	0	0	0	0	Livestock	0	0	0	0	0	0
People	58	0	0	0	0	58	People	73	0	0	0	0	73
Cement	0	0	0	0	0	0	Cement	0	0	0	0	0	0
Grain	0	0	0	0	0	0	Grain	0	0	0	0	0	0
Coal	0	0	0	0	0	0	Coal	0	0	0	0	0	0
Steel	0	0	0	0	0	0	Steel	0	0	0	0	0	0
Cane	0	0	0	0	30	30	Cane	0	0	0	24	242	266
Timber	0	0	0	48	121	169	Timber	0	12	0	0	0	12
Machinery	7	0	0	73	0	80	Machinery	7	0	0	48	0	56
Empty	0	0	0	0	0	0	Empty	0	0	0	0	0	0
Other	87	0	0	242	0	329	Other	218	12	0	218	182	629
Container	0	0	18	0	0	18	Container	0	0	18	0	0	18

Thornville (R56 Thornville to Pietermaritzburg)													
Freight Tonnage by Commodity by Vehicle Class (Yearly Period)													
Northbound							Southbound						
	3 Axle	4 Axle	5 Axle	6 Axle	≥ 7 Axle	Total		3 Axle	4 Axle	5 Axle	6 Axle	≥ 7 Axle	Total
Fuel / Chemicals	0	0	6625	35332	0	41957	Fuel / Chemicals	0	0	0	17666	11041	28707
Cars Carrier	5300	0	0	0	0	5300	Cars Carrier	5300	0	0	0	0	5300
Beverages	0	0	0	0	0	0	Beverages	0	0	0	0	0	0
Covered Load / Sail or Tarp	153694	13250	6625	35332	88330	297230	Covered Load / Sail or Tarp	190793	4417	13250	44165	143536	396160
Sand / Stone	13250	0	0	0	0	13250	Sand / Stone	7950	0	0	0	0	7950
Livestock	0	0	0	0	0	0	Livestock	0	0	0	0	0	0
People	21199	0	0	0	0	21199	People	26499	0	0	0	0	26499
Cement	0	0	0	0	0	0	Cement	0	0	0	0	0	0
Grain	0	0	0	0	0	0	Grain	0	0	0	0	0	0
Coal	0	0	0	0	0	0	Coal	0	0	0	0	0	0
Steel	0	0	0	0	0	0	Steel	0	0	0	0	0	0
Cane	0	0	0	0	11041	11041	Cane	0	0	0	8833	88330	97163
Timber	0	0	0	17666	44165	61831	Timber	0	4417	0	0	0	4417
Machinery	2650	0	0	26499	0	29149	Machinery	2650	0	0	17666	0	20316
Empty	0	0	0	0	0	0	Empty	0	0	0	0	0	0
Other	31799	0	0	88330	0	120129	Other	79497	4417	0	79497	66248	229658
Container	0	0	6625	0	0	6625	Container	0	0	6625	0	0	6625

Thornville (R56 Thornville to Pietermaritzburg)													
Twenty Foot Equivalent Unit (TEU) (12 Hours)												Date: 12-09-2023	
Northbound							Southbound						
	1x6	2x6	3x6	1x12	1x6 + 1x12	TOTAL		1x6	2x6	3x6	1x12	1x6 + 1x12	TOTAL
2 Axle						0	2 Axle						0
3 Axle						0	3 Axle						0
4 Axle						0	4 Axle						0
5 Axle		1				2	5 Axle		1				2
6 Axle						0	6 Axle						0
≥ 7 Axle						0	≥ 7 Axle						0
TOTAL						2	TOTAL						2

Thornville (R56 Thornville to Pietermaritzburg)													
Twenty Foot Equivalent Unit (TEU) (24 Hours)												Date: 12-09-2023	
Northbound							Southbound						
	1x6	2x6	3x6	1x12	1x6 + 1x12	TOTAL		1x6	2x6	3x6	1x12	1x6 + 1x12	TOTAL
2 Axle	0	0	0	0	0	0	2 Axle	0	0	0	0	0	0
3 Axle	0	0	0	0	0	0	3 Axle	0	0	0	0	0	0
4 Axle	0	0	0	0	0	0	4 Axle	0	0	0	0	0	0
5 Axle	0	1	0	0	0	2	5 Axle	0	1	0	0	0	2
6 Axle	0	0	0	0	0	0	6 Axle	0	0	0	0	0	0
≥ 7 Axle	0	0	0	0	0	0	≥ 7 Axle	0	0	0	0	0	0
TOTAL						2	TOTAL						2

Thornville (R56 Thornville to Pietermaritzburg)													
Twenty Foot Equivalent Unit (TEU) (Yearly Period)													
Northbound							Southbound						
	1x6	2x6	3x6	1x12	1x6 + 1x12	TOTAL		1x6	2x6	3x6	1x12	1x6 + 1x12	TOTAL
2 Axle	0	0	0	0	0	0	2 Axle	0	0	0	0	0	0
3 Axle	0	0	0	0	0	0	3 Axle	0	0	0	0	0	0
4 Axle	0	0	0	0	0	0	4 Axle	0	0	0	0	0	0
5 Axle	0	442	0	0	0	883	5 Axle	0	442	0	0	0	883
6 Axle	0	0	0	0	0	0	6 Axle	0	0	0	0	0	0
≥ 7 Axle	0	0	0	0	0	0	≥ 7 Axle	0	0	0	0	0	0
TOTAL						883	TOTAL						883