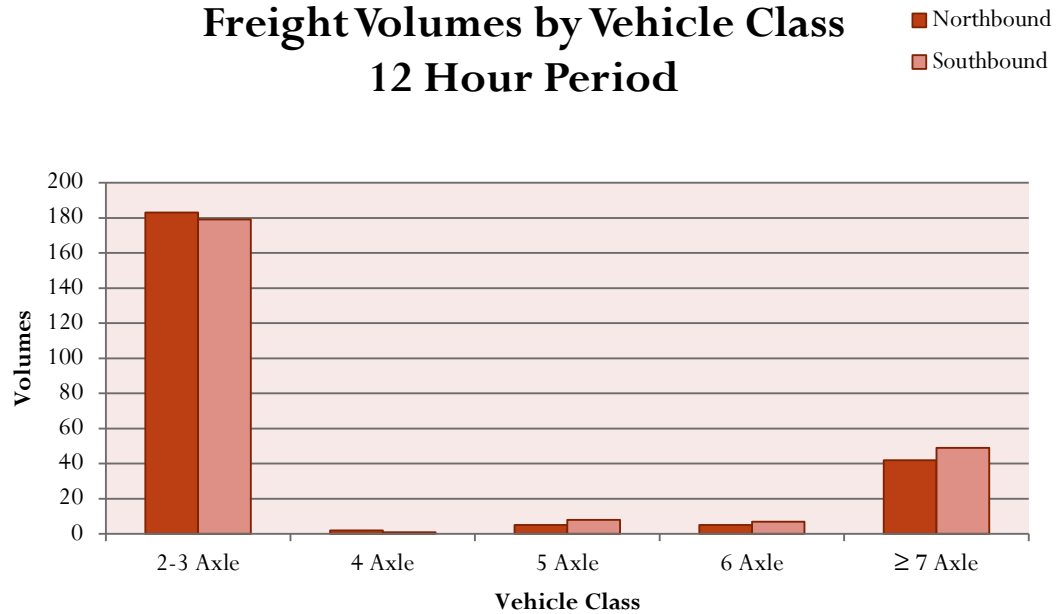


TRAFFIC HIGHLIGHTS OF SITE V10487				
1.1	Site Identifier	V10487		
1.2	Site Name	P25-3 Station 25		
1.3	Site Description	Segment 25		
1.4	Road Description	Route : Road : P25-3 Section : Distance : 0.0km		
1.5	GPS Position	31 08 00.7E -29 32 15.8S		
1.6	Number of Lanes	2		
1.7	Station Type	Secondary		
1.8	Requested Period	2020/11/20 - 2020/11/27		
1.9	Length of record requested (hours)	192		
1.10	Actual First & Last Dates	2020/11/20 - 2020/11/27		
1.11	Actual available good data (hours)	168		
1.12	Percentage good data available for requested period	87.5		
		To Tongaat	To Wartburg	Total
2.1a	Total number of vehicles (counted)	16026	15999	32025
2.1b	Total number of vehicles (projected for period)	18312	18281	36593
2.2	Average daily traffic (ADT)	2289	2285	4574
2.3	Average daily truck traffic (ADTT)	172	171	343
2.4	Percentage of trucks	7.5	7.5	7.5
2.5	Truck split % (short:medium:long)	51 : 18 : 31	51 : 21 : 28	51 : 19 : 30
2.6	Percentage of night traffic (20:00 - 06:00)	12.3	12.0	12.1
3.1	Speed limit (km/hr)	80		
3.2	Average speed (km/hr)	65.4	49.7	57.6
3.3	Average speed - light vehicles (km/hr)	66.4	50.9	58.7
3.4	Average speed - heavy vehicles (km/hr)	52.8	35.4	44.1
3.5	Average night speed (km/hr)	65.3	49.8	57.7
3.6	15th centile speed (km/hr)	51.7	39.6	43.6
3.7	85th centile speed (km/hr)	79.9	59.9	73.9
3.8	Percentage vehicles in excess of speed limit	14.6	0.7	7.7
4.1	Percentage vehicles in flows over 600 vehicles/hr	0.0	0.0	0.0
4.2	Highest volume on the road (vehicles/hr)	2020/11/27 17:00:00		419
4.3	Highest volume in the East (vehs/hr)	2020/11/27 14:00:00		231
4.4	Highest volume in the West (vehs/hr)	2020/11/20 18:00:00		233
4.5	Highest volume in a lane (vehicles/hr)	2020/11/20 18:00:00		233
4.6	15th highest volume on the road (vehicles/hr)	2020/11/26 15:00:00		346
4.7	15th highest volume in the East direction (vehs/hr)	2020/11/26 07:00:00		186
4.8	15th highest volume in the West direction (vehs/hr)	2020/11/21 13:00:00		186
4.9	30th highest volume on the road (vehicles/hr)	2020/11/24 16:00:00		327
4.10	30th highest volume in the East direction (vehs/hr)	2020/11/23 17:00:00		160
4.11	30th highest volume in the West direction (vehs/hr)	2020/11/21 19:00:00		166
5.1	Percentage of vehicles less than 2s behind vehicle ahead			
6.1	Total number of heavy vehicles (projected for period)	1376	1364	2740
6.2	Estimated average number of axles per truck	4.1	4.0	4.1
6.3	Estimated truck mass (Ton/truck)	23.7	23.3	23.5
6.4	Estimated average E80/truck	1.4	1.4	1.4
6.5	Estimated daily E80 on the road	484		
6.6	Estimated daily E80 in the East direction	243		
6.7	Estimated daily E80 in the West direction	241		
6.8	Estimated daily E80 in the worst East lane	243		
6.9	Estimated daily E80 in the worst West lane	241		
6.10	ASSUMPTION on Axles/Truck (Short:Medium:Long)	(2.0 : 5.0 : 7.0)		
6.11	ASSUMPTION on Mass/Truck (Short:Medium:Long)	(10.9 : 31.5 : 39.8)		
6.12	ASSUMPTION on E80s/Truck (Short:Medium:Long)	(0.6 : 2.5 : 2.1)		

Tongaat (R614 Tongaat to Wartburg)

Date: 21-09-2023

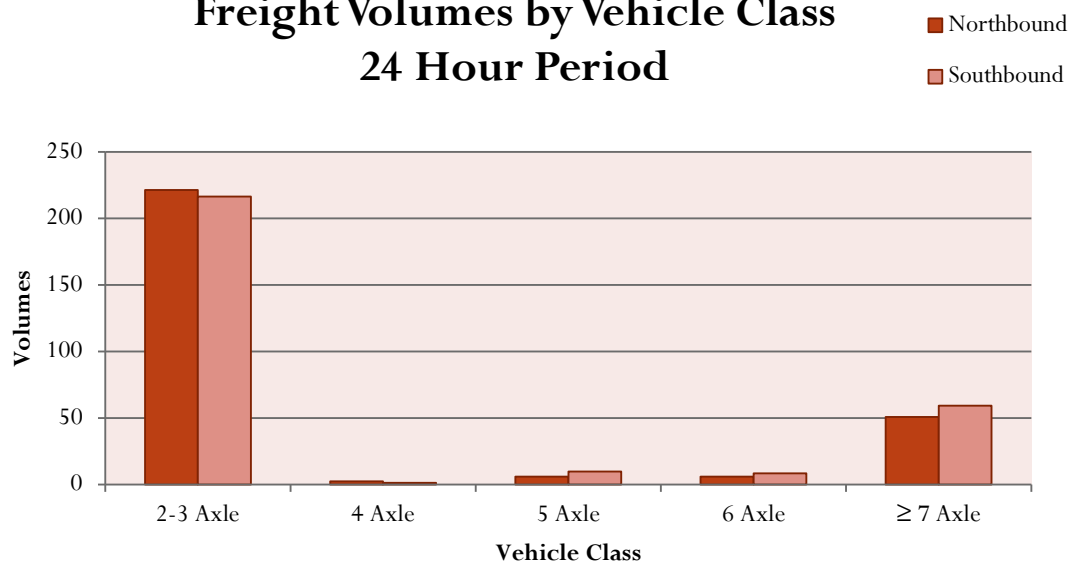
Freight Volumes by Vehicle Class 12 Hour Period



Tongaat (R614 Tongaat to Wartburg)

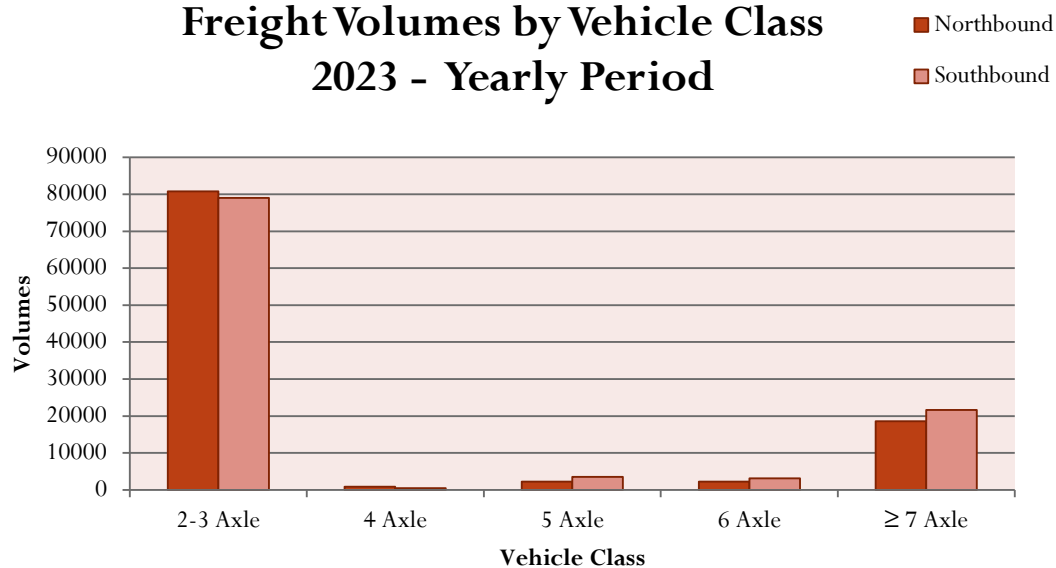
Date: 21-09-2023

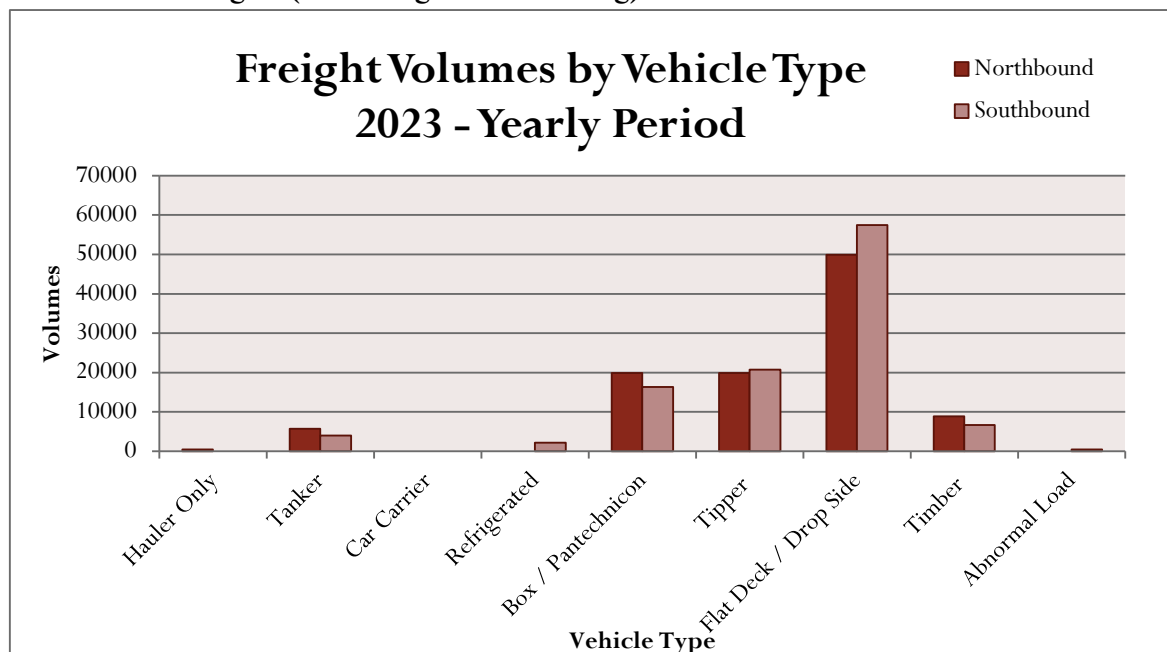
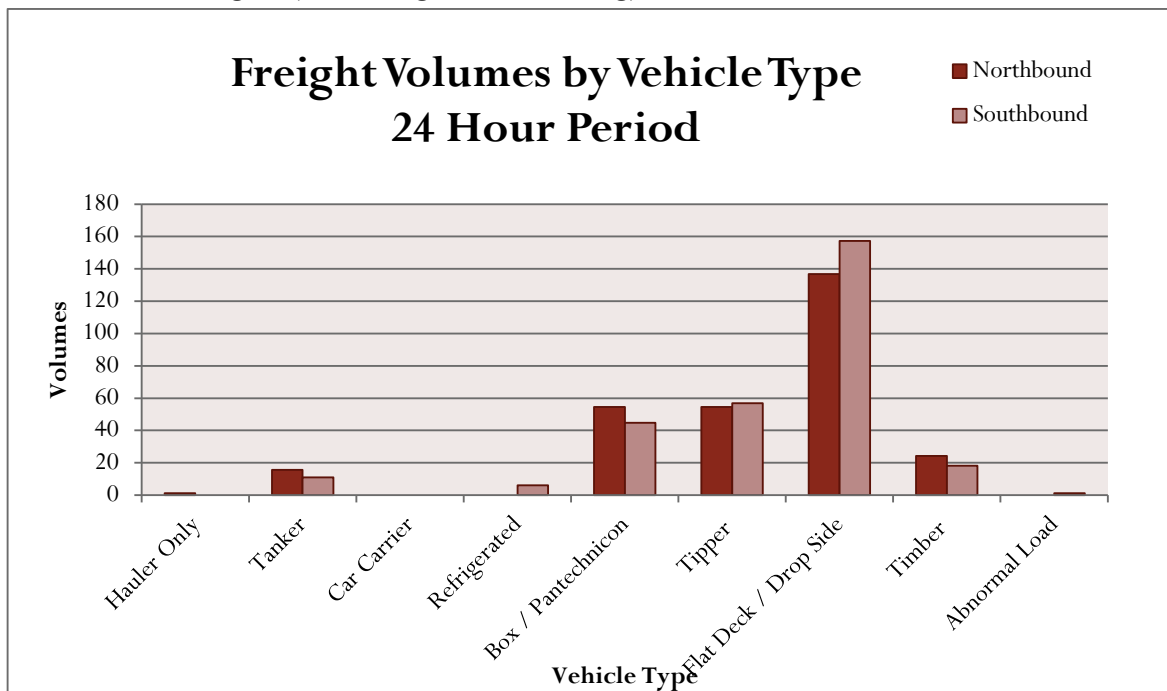
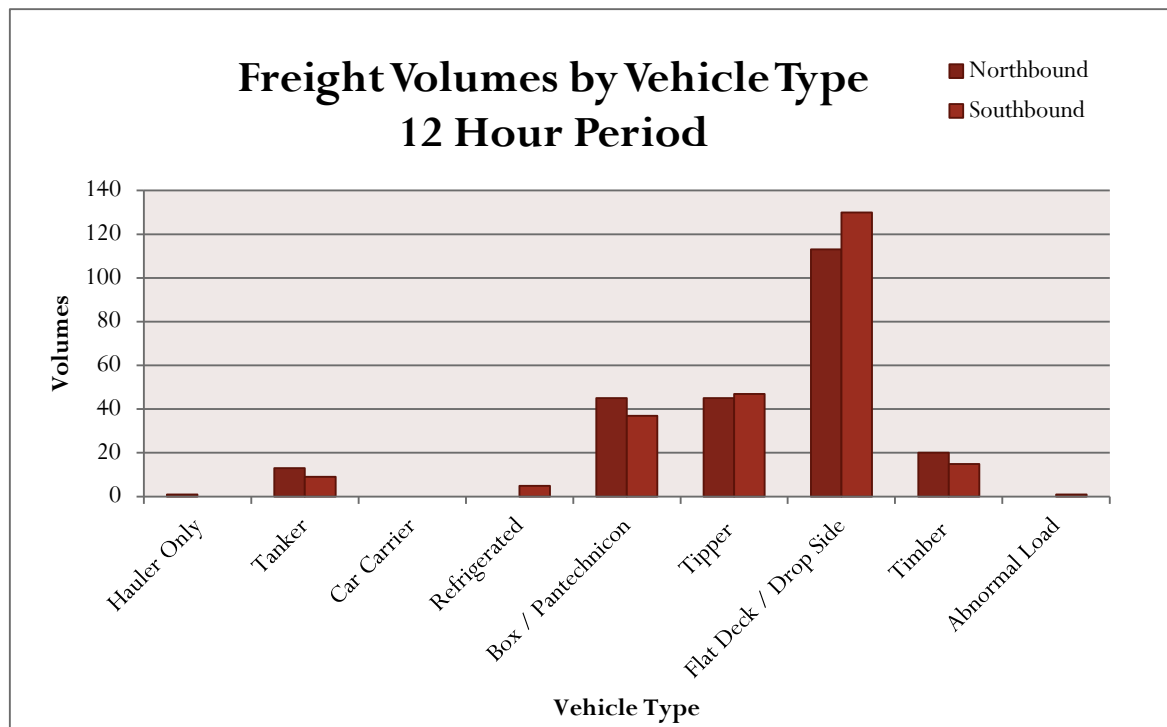
Freight Volumes by Vehicle Class 24 Hour Period



Tongaat (R614 Tongaat to Wartburg)

Freight Volumes by Vehicle Class 2023 - Yearly Period

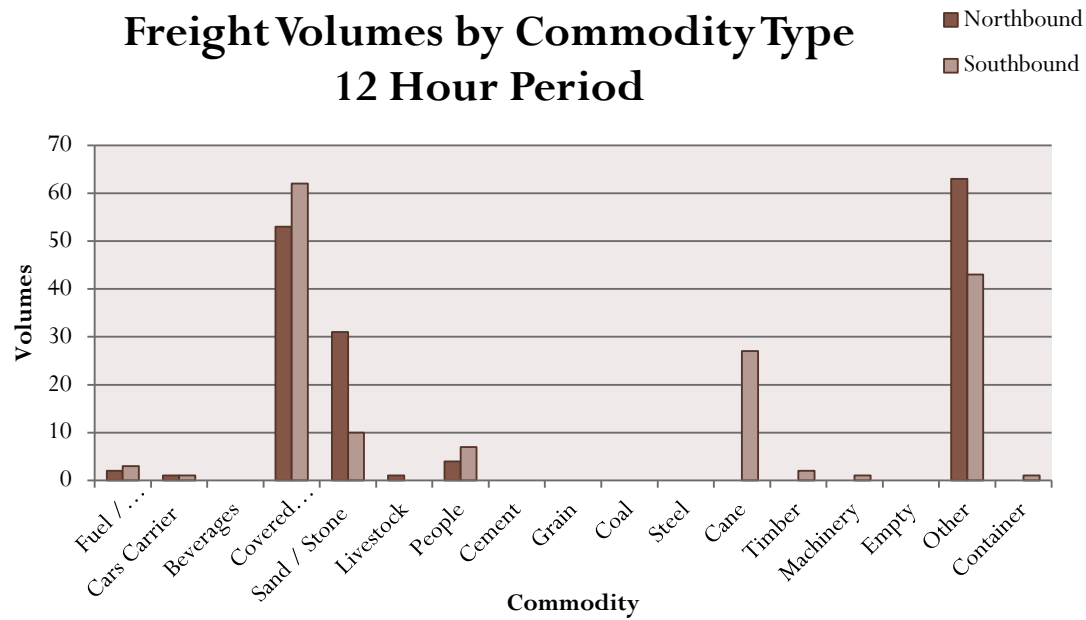




Tongaat (R614 Tongaat to Wartburg)

Date: 21-09-2023

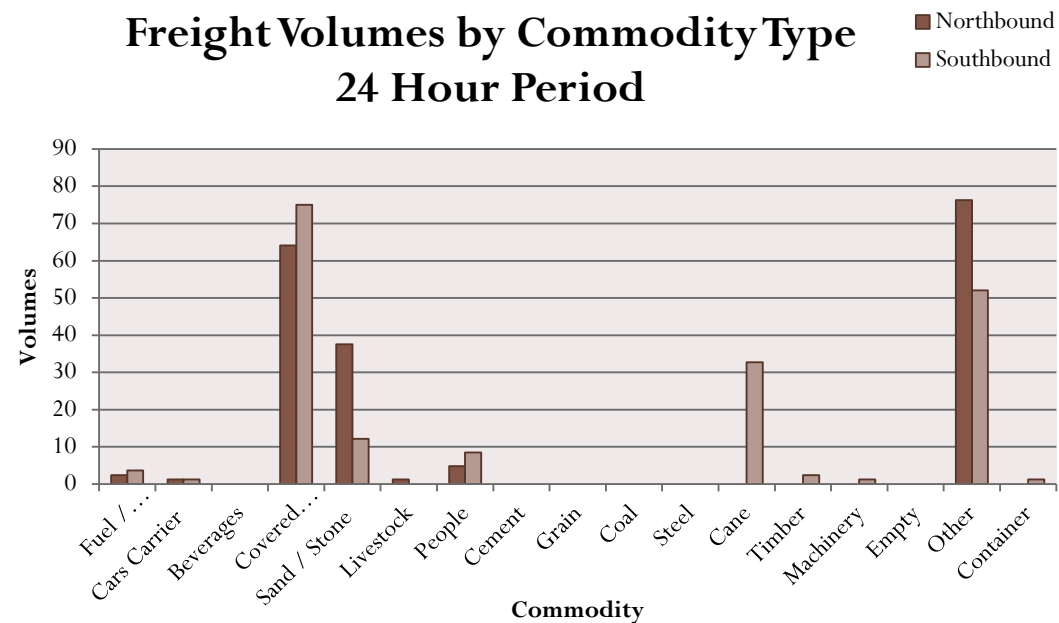
Freight Volumes by Commodity Type 12 Hour Period



Tongaat (R614 Tongaat to Wartburg)

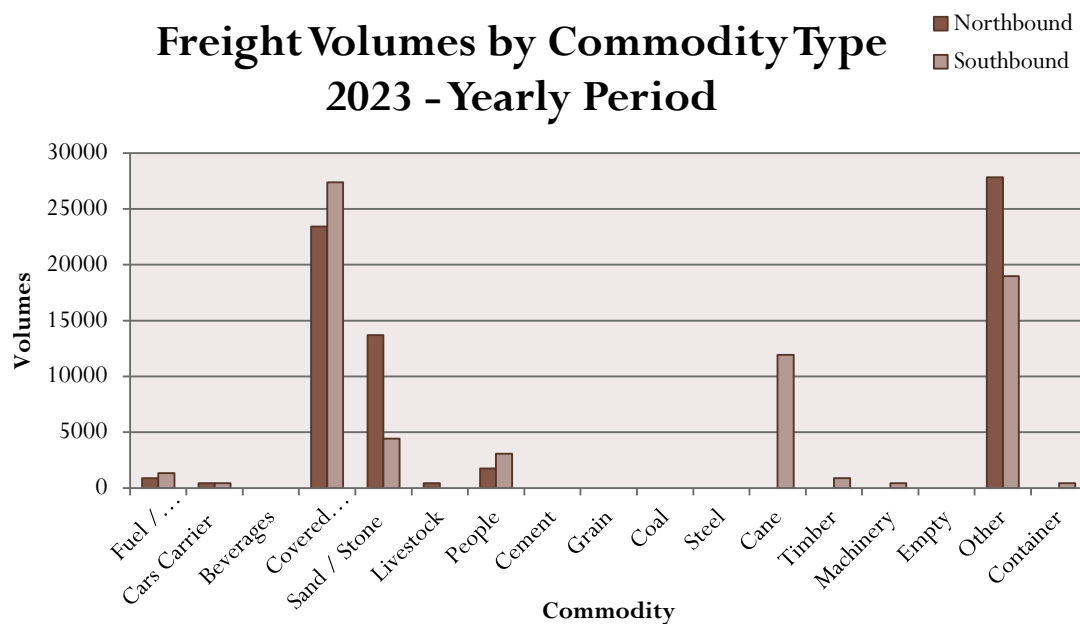
Date: 21-09-2023

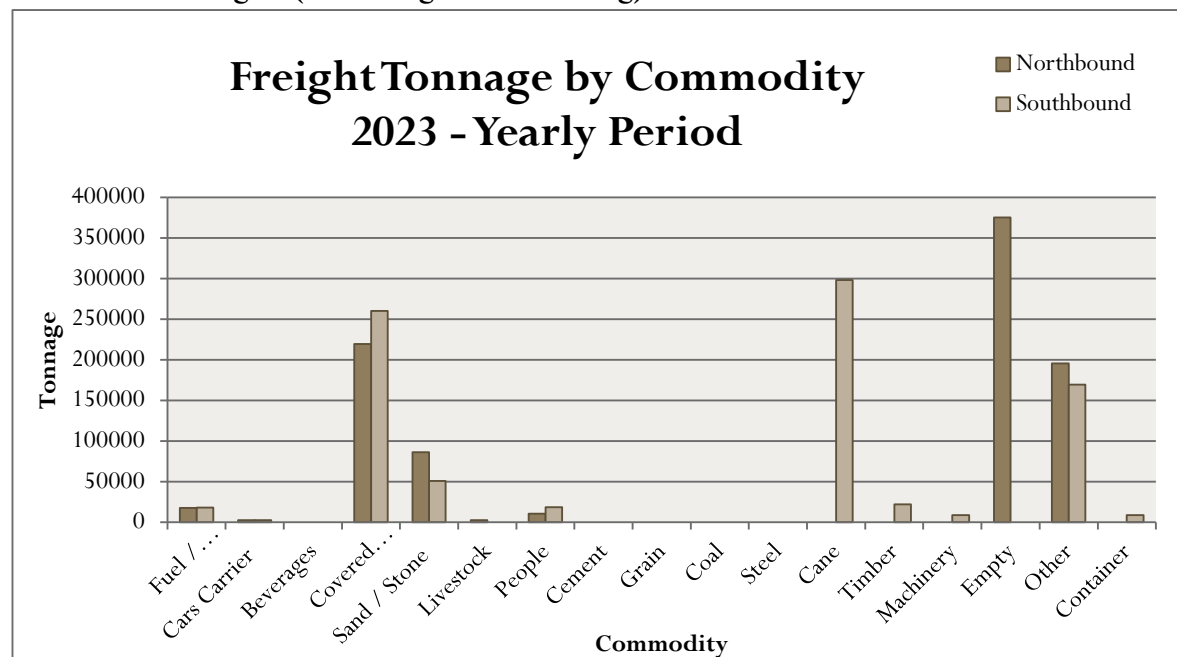
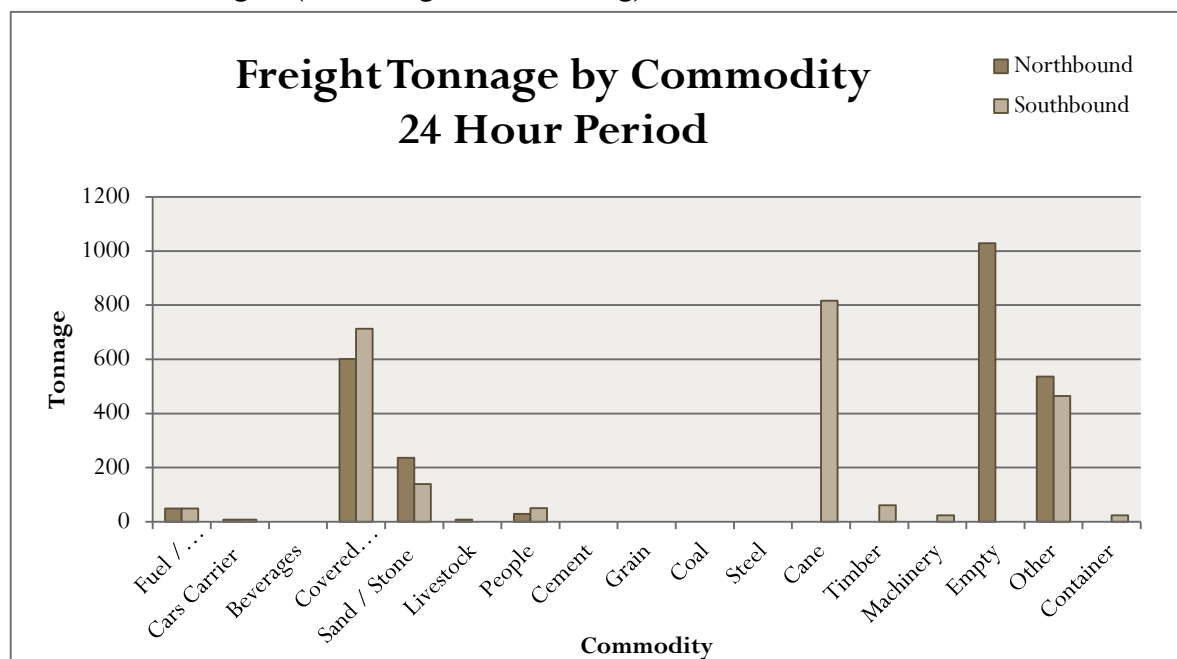
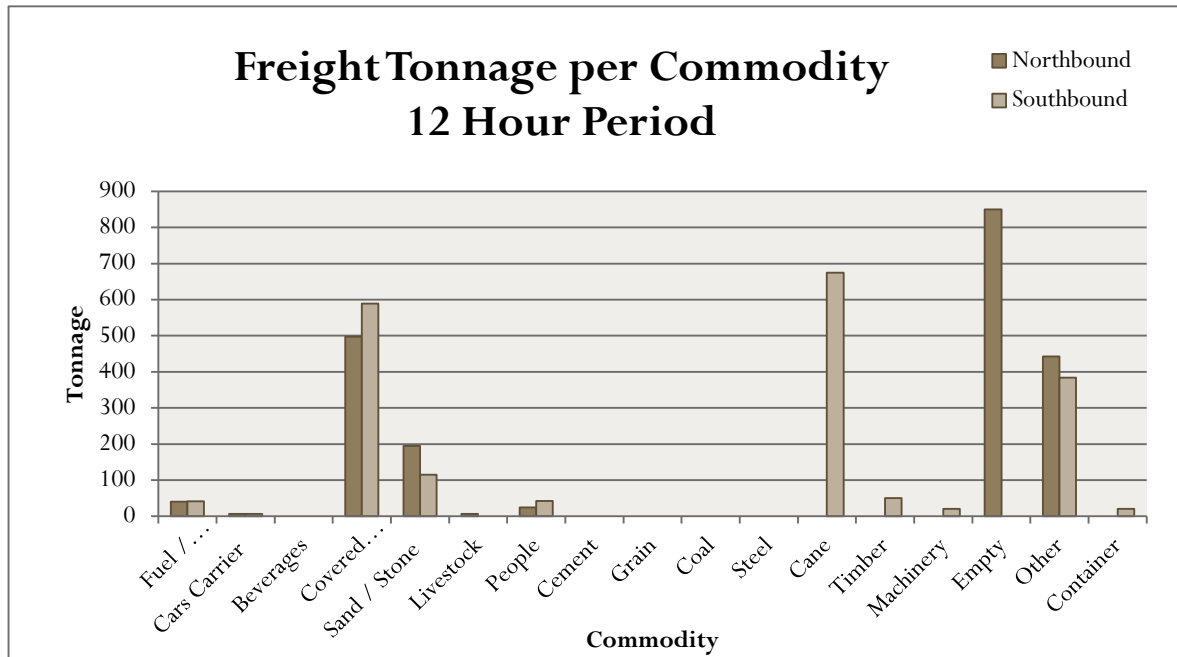
Freight Volumes by Commodity Type 24 Hour Period



Tongaat (R614 Tongaat to Wartburg)

Freight Volumes by Commodity Type 2023 - Yearly Period





Tongaat (R614 Tongaat to Wartburg)													
Freight Tonnage by Commodity by Vehicle Class (12 Hours)													Date: 21-09-2023
Northbound							Southbound						
	2-3 Axle	4 Axle	5 Axle	6 Axle	≥ 7 Axle	Total		2-3 Axle	4 Axle	5 Axle	6 Axle	≥ 7 Axle	Total
Fuel / Chemicals	0	0	0	40	0	40	Fuel / Chemicals	6	0	15	20	0	41
Cars Carrier	6	0	0	0	0	6	Cars Carrier	6	0	0	0	0	6
Beverages	0	0	0	0	0	0	Beverages	0	0	0	0	0	0
Covered Load / Sail or Tarp	252	10	15	20	200	497	Covered Load / Sail or Tarp	294	10	15	20	250	589
Sand / Stone	180	0	15	0	0	195	Sand / Stone	30	0	60	0	25	115
Livestock	6	0	0	0	0	6	Livestock	0	0	0	0	0	0
People	24	0	0	0	0	24	People	42	0	0	0	0	42
Cement	0	0	0	0	0	0	Cement	0	0	0	0	0	0
Grain	0	0	0	0	0	0	Grain	0	0	0	0	0	0
Coal	0	0	0	0	0	0	Coal	0	0	0	0	0	0
Steel	0	0	0	0	0	0	Steel	0	0	0	0	0	0
Cane	0	0	0	0	0	0	Cane	0	0	0	0	675	675
Timber	0	0	0	0	0	0	Timber	0	0	0	0	50	50
Machinery	0	0	0	0	0	0	Machinery	0	0	0	20	0	20
Empty	0	0	30	20	800	850	Empty	0	0	0	0	0	0
Other	348	10	15	20	50	443	Other	264	0	0	20	100	384
Container	0	0	0	0	0	0	Container	0	0	0	20	0	20

Tongaat (R614 Tongaat to Wartburg)													
Freight Tonnage by Commodity by Vehicle Class (24 Hours)													Date: 21-09-2023
Northbound							Southbound						
	3 Axle	4 Axle	5 Axle	6 Axle	≥ 7 Axle	Total		3 Axle	4 Axle	5 Axle	6 Axle	≥ 7 Axle	Total
Fuel / Chemicals	0	0	0	48	0	48	Fuel / Chemicals	7	0	18	24	0	50
Cars Carrier	7	0	0	0	0	7	Cars Carrier	7	0	0	0	0	7
Beverages	0	0	0	0	0	0	Beverages	0	0	0	0	0	0
Covered Load / Sail or Tarp	305	12	18	24	242	601	Covered Load / Sail or Tarp	356	12	18	24	303	713
Sand / Stone	218	0	18	0	0	236	Sand / Stone	36	0	73	0	30	139
Livestock	7	0	0	0	0	7	Livestock	0	0	0	0	0	0
People	29	0	0	0	0	29	People	51	0	0	0	0	51
Cement	0	0	0	0	0	0	Cement	0	0	0	0	0	0
Grain	0	0	0	0	0	0	Grain	0	0	0	0	0	0
Coal	0	0	0	0	0	0	Coal	0	0	0	0	0	0
Steel	0	0	0	0	0	0	Steel	0	0	0	0	0	0
Cane	0	0	0	0	0	0	Cane	0	0	0	0	817	817
Timber	0	0	0	0	0	0	Timber	0	0	0	0	61	61
Machinery	0	0	0	0	0	0	Machinery	0	0	0	24	0	24
Empty	0	0	36	24	968	1029	Empty	0	0	0	0	0	0
Other	421	12	18	24	61	536	Other	319	0	0	24	121	465
Container	0	0	0	0	0	0	Container	0	0	0	24	0	24

Tongaat (R614 Tongaat to Wartburg)													
Freight Tonnage by Commodity by Vehicle Class (Yearly Period)													
Northbound							Southbound						
	3 Axle	4 Axle	5 Axle	6 Axle	≥ 7 Axle	Total		3 Axle	4 Axle	5 Axle	6 Axle	≥ 7 Axle	Total
Fuel / Chemicals	0	0	0	17666	0	17666	Fuel / Chemicals	2650	0	6625	8833	0	18108
Cars Carrier	2650	0	0	0	0	2650	Cars Carrier	2650	0	0	0	0	2650
Beverages	0	0	0	0	0	0	Beverages	0	0	0	0	0	0
Covered Load / Sail or Tarp	111296	4417	6625	8833	88330	219500	Covered Load / Sail or Tarp	129845	4417	6625	8833	110413	260132
Sand / Stone	79497	0	6625	0	0	86122	Sand / Stone	13250	0	26499	0	11041	50790
Livestock	2650	0	0	0	0	2650	Livestock	0	0	0	0	0	0
People	10600	0	0	0	0	10600	People	18549	0	0	0	0	18549
Cement	0	0	0	0	0	0	Cement	0	0	0	0	0	0
Grain	0	0	0	0	0	0	Grain	0	0	0	0	0	0
Coal	0	0	0	0	0	0	Coal	0	0	0	0	0	0
Steel	0	0	0	0	0	0	Steel	0	0	0	0	0	0
Cane	0	0	0	0	0	0	Cane	0	0	0	0	298114	298114
Timber	0	0	0	0	0	0	Timber	0	0	0	0	22083	22083
Machinery	0	0	0	0	0	0	Machinery	0	0	0	8833	0	8833
Empty	0	0	13250	8833	353320	375403	Empty	0	0	0	0	0	0
Other	153694	4417	6625	8833	22083	195651	Other	116596	0	0	8833	44165	169594
Container	0	0	0	0	0	0	Container	0	0	0	8833	0	8833

Tongaat (R614 Tongaat to Wartburg)													
Twenty Foot Equivalent Unit (TEU) (12 Hours)												Date: 21-09-2023	
Northbound							Southbound						
	1x6	2x6	3x6	1x12	1x6 + 1x12	TOTAL		1x6	2x6	3x6	1x12	1x6 + 1x12	TOTAL
2 Axle						0	2 Axle						0
3 Axle						0	3 Axle						0
4 Axle						0	4 Axle						0
5 Axle						0	5 Axle						0
6 Axle						0	6 Axle				1		2
≥ 7 Axle						0	≥ 7 Axle						0
TOTAL						0	TOTAL						2

Tongaat (R614 Tongaat to Wartburg)													
Twenty Foot Equivalent Unit (TEU) (24 Hours)											Date: 21-09-2023		
Northbound							Southbound						
	1x6	2x6	3x6	1x12	1x6 + 1x12	TOTAL		1x6	2x6	3x6	1x12	1x6 + 1x12	TOTAL
2 Axle	0	0	0	0	0	0	2 Axle	0	0	0	0	0	0
3 Axle	0	0	0	0	0	0	3 Axle	0	0	0	0	0	0
4 Axle	0	0	0	0	0	0	4 Axle	0	0	0	0	0	0
5 Axle	0	0	0	0	0	0	5 Axle	0	0	0	0	0	0
6 Axle	0	0	0	0	0	0	6 Axle	0	0	0	1	0	2
≥ 7 Axle	0	0	0	0	0	0	≥ 7 Axle	0	0	0	0	0	0
TOTAL						0	TOTAL						2

Tongaat (R614 Tongaat to Wartburg)													
Twenty Foot Equivalent Unit (TEU) (Yearly Period)													
Northbound							Southbound						
	1x6	2x6	3x6	1x12	1x6 + 1x12	TOTAL		1x6	2x6	3x6	1x12	1x6 + 1x12	TOTAL
2 Axle	0	0	0	0	0	0	2 Axle	0	0	0	0	0	0
3 Axle	0	0	0	0	0	0	3 Axle	0	0	0	0	0	0
4 Axle	0	0	0	0	0	0	4 Axle	0	0	0	0	0	0
5 Axle	0	0	0	0	0	0	5 Axle	0	0	0	0	0	0
6 Axle	0	0	0	0	0	0	6 Axle	0	0	0	442	0	883
≥ 7 Axle	0	0	0	0	0	0	≥ 7 Axle	0	0	0	0	0	0
TOTAL						0	TOTAL						883