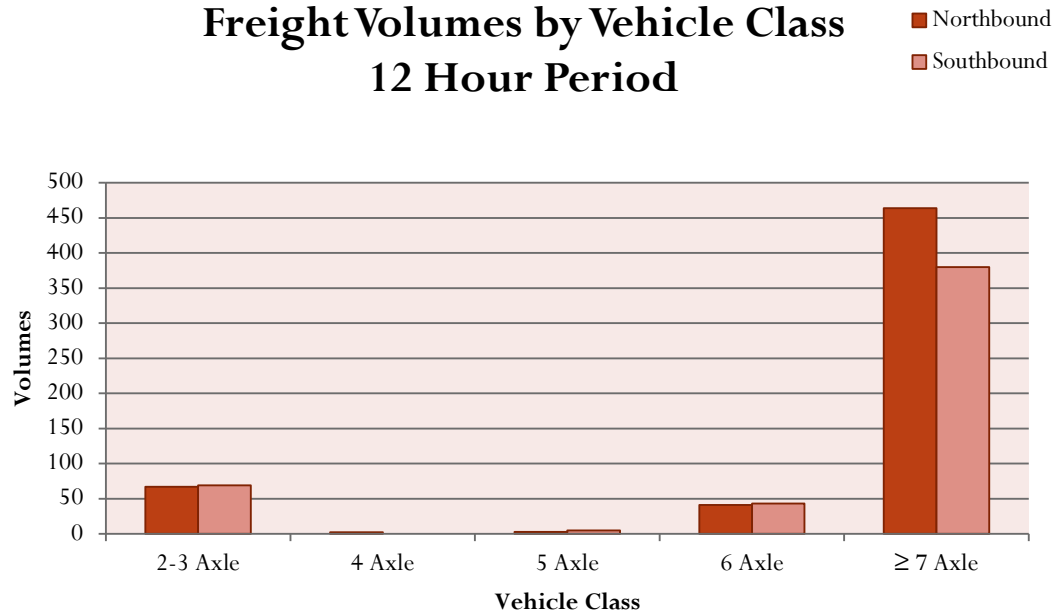


Golela (R69 N002 and Golela Border)

Date: 28-09-2023

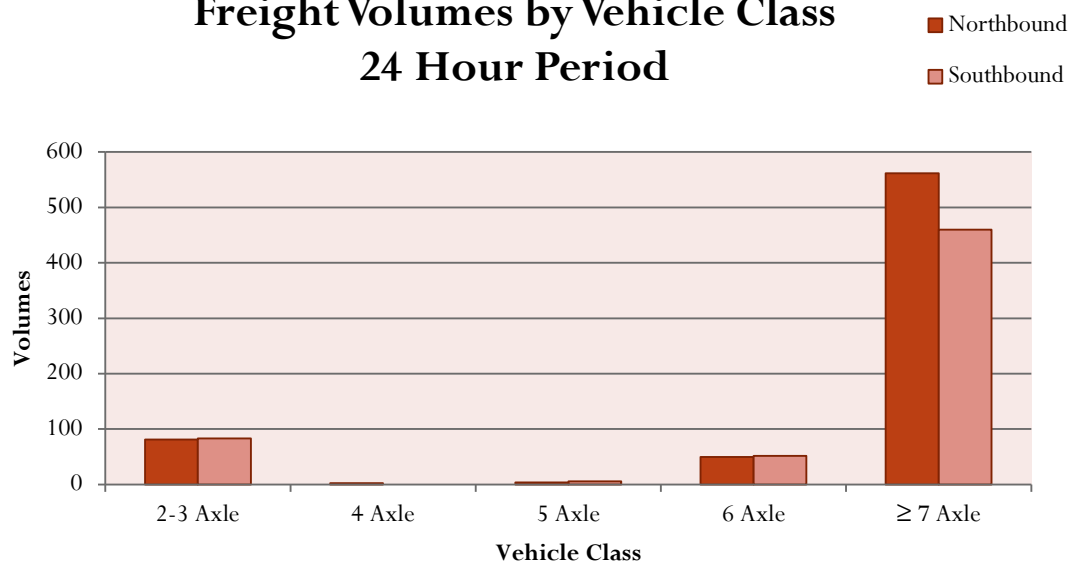
Freight Volumes by Vehicle Class 12 Hour Period



Golela (R69 N002 and Golela Border)

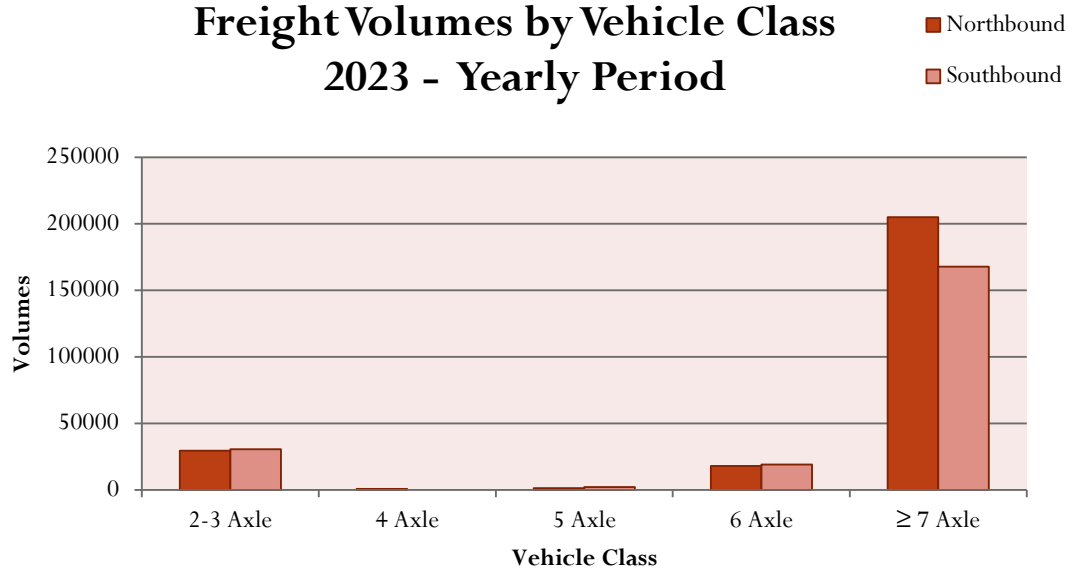
Date: 28-09-2023

Freight Volumes by Vehicle Class 24 Hour Period



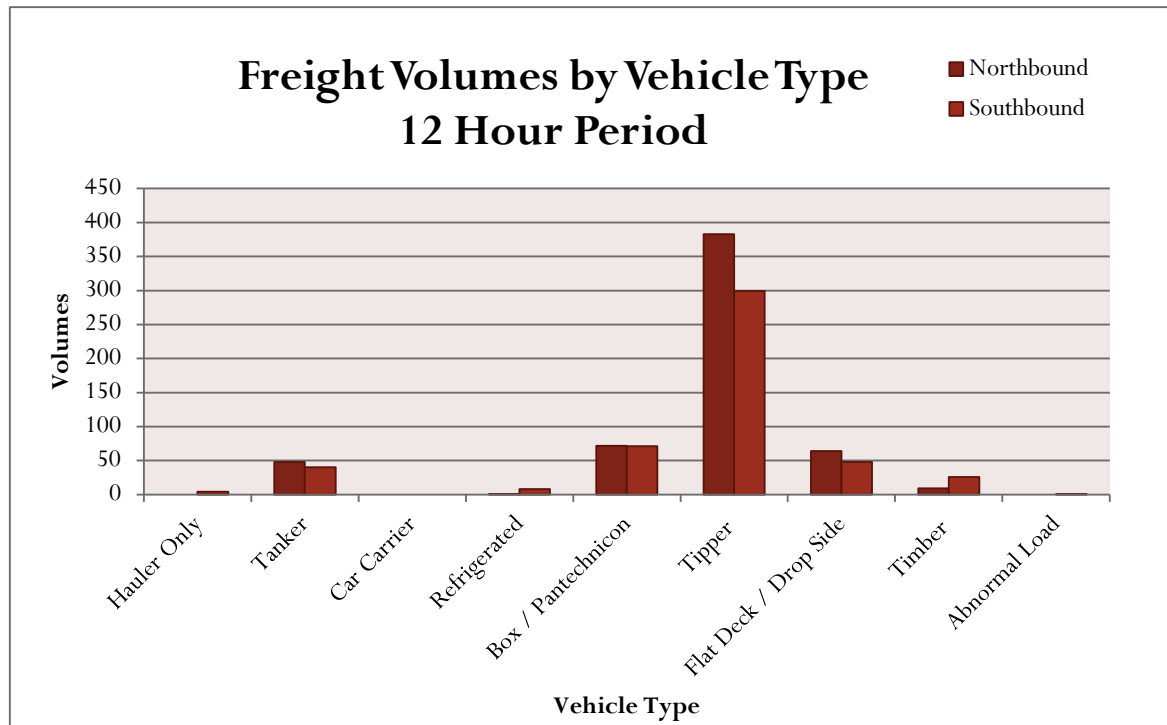
Golela (R69 N002 and Golela Border)

Freight Volumes by Vehicle Class 2023 - Yearly Period



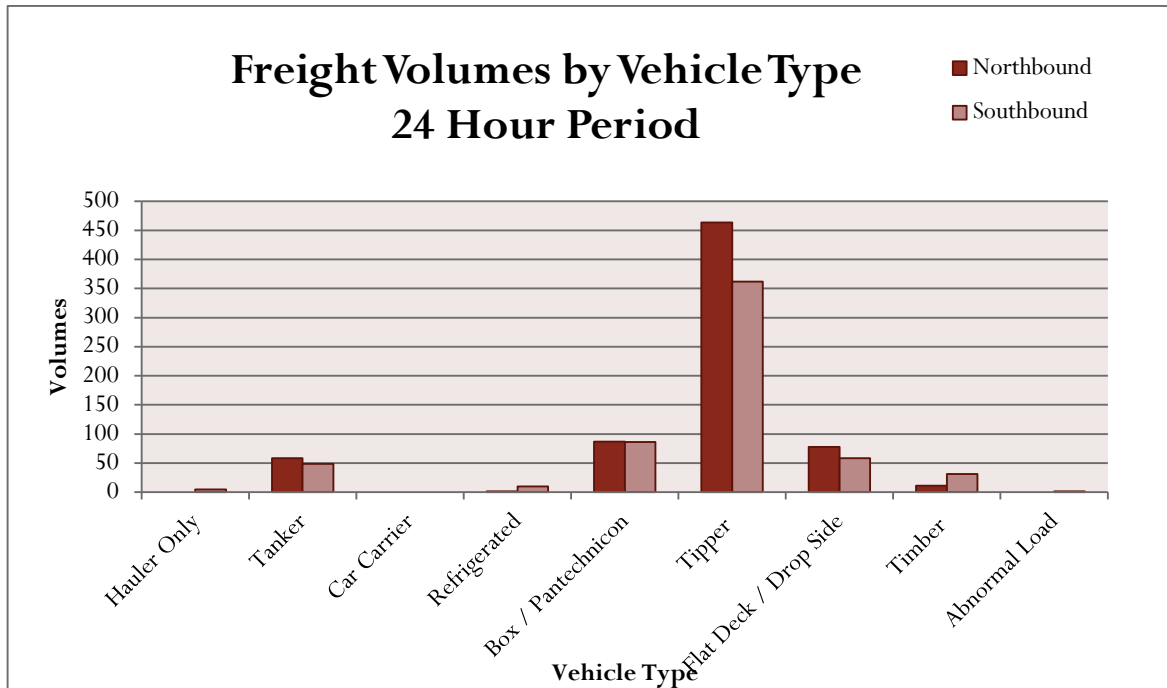
Golela (R69 N002 and Golela Border)

Date: 28-09-2023

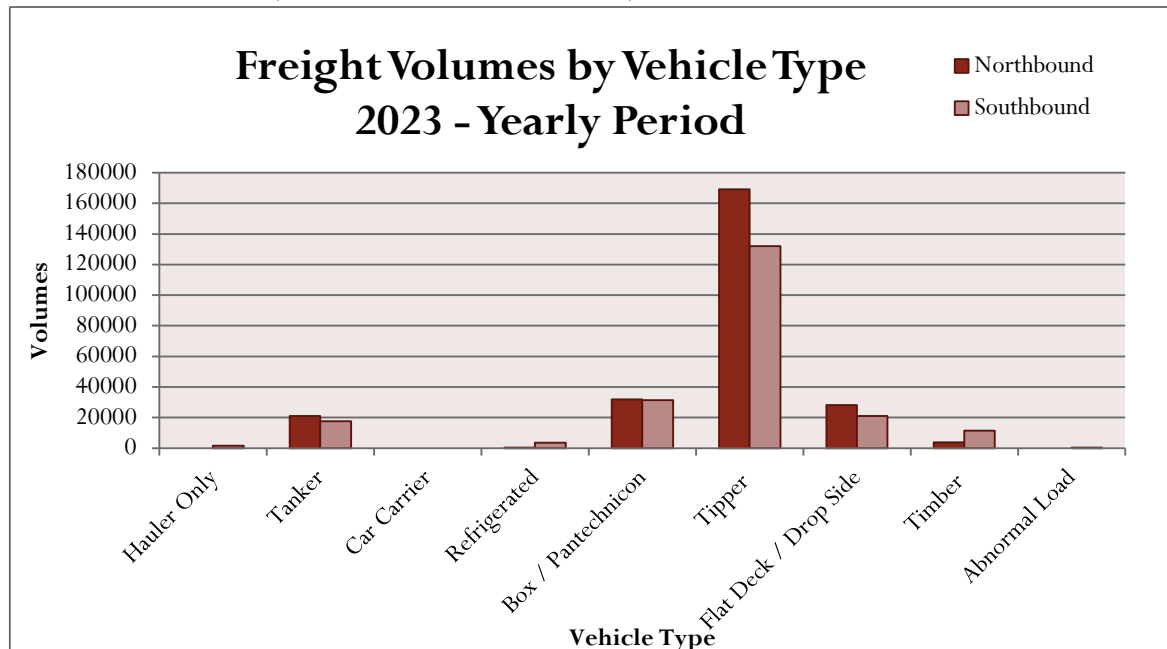


Golela (R69 N002 and Golela Border)

Date: 28-09-2023



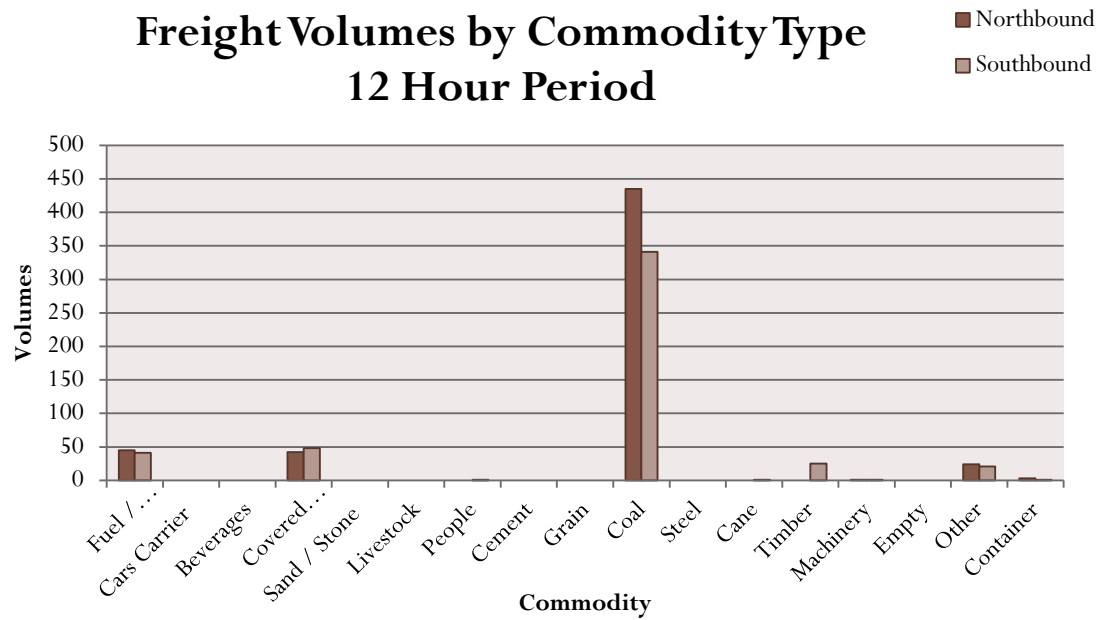
Golela (R69 N002 and Golela Border)



Golela (R69 N002 and Golela Border)

Date: 28-09-2023

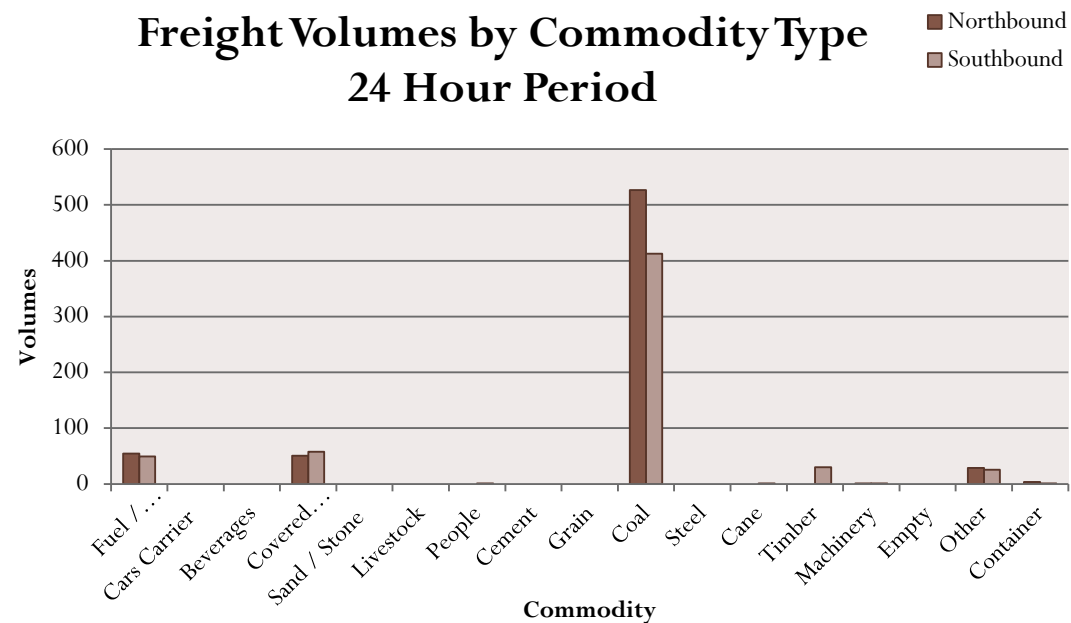
Freight Volumes by Commodity Type 12 Hour Period



Golela (R69 N002 and Golela Border)

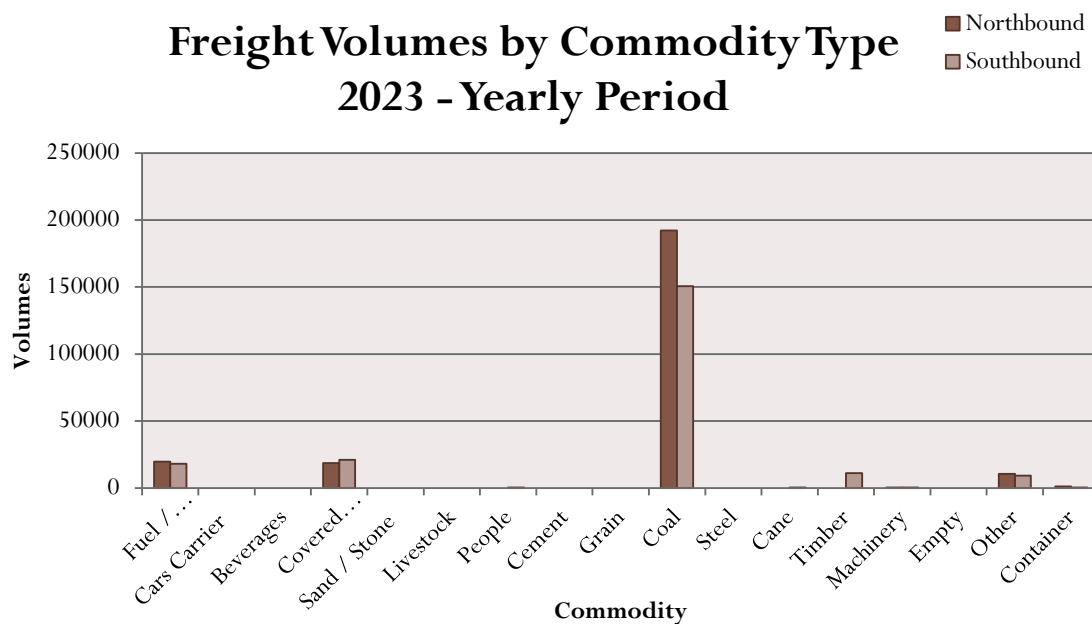
Date: 28-09-2023

Freight Volumes by Commodity Type 24 Hour Period



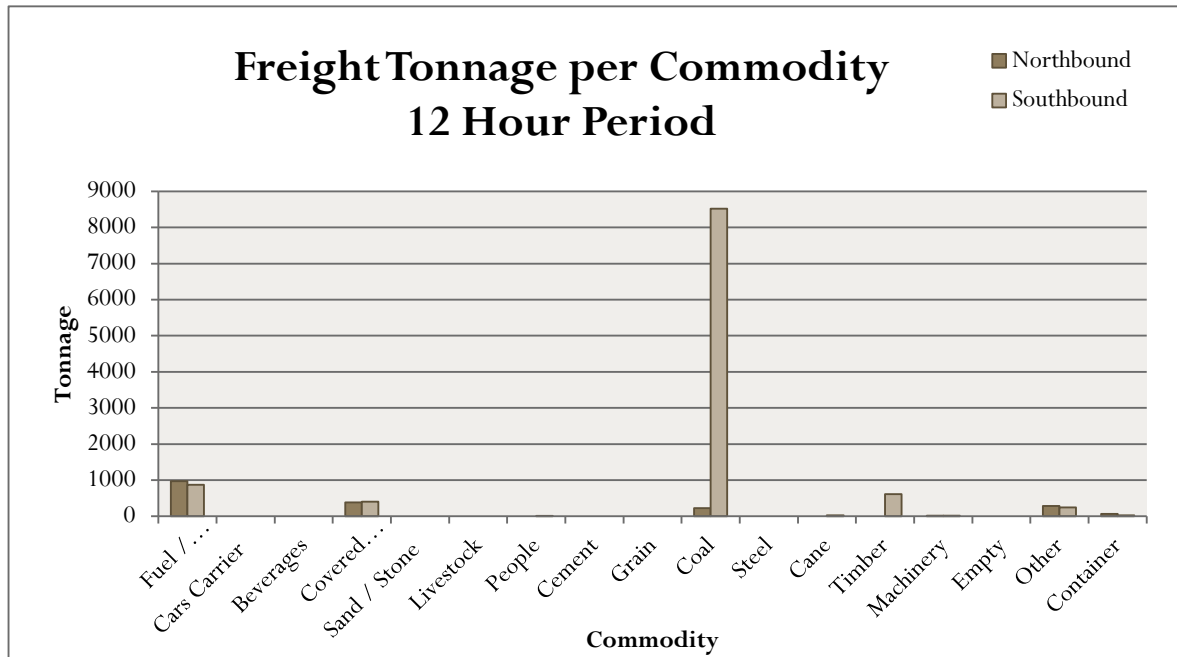
Golela (R69 N002 and Golela Border)

Freight Volumes by Commodity Type 2023 - Yearly Period



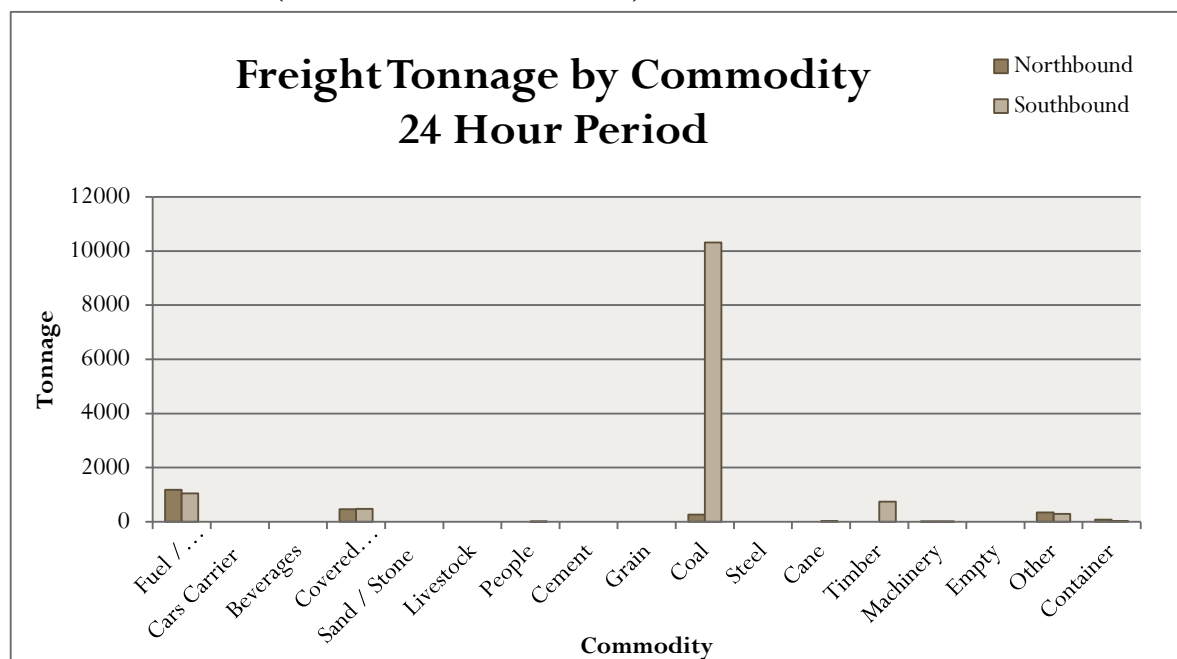
Golela (R69 N002 and Golela Border)

Date: 28-09-2023

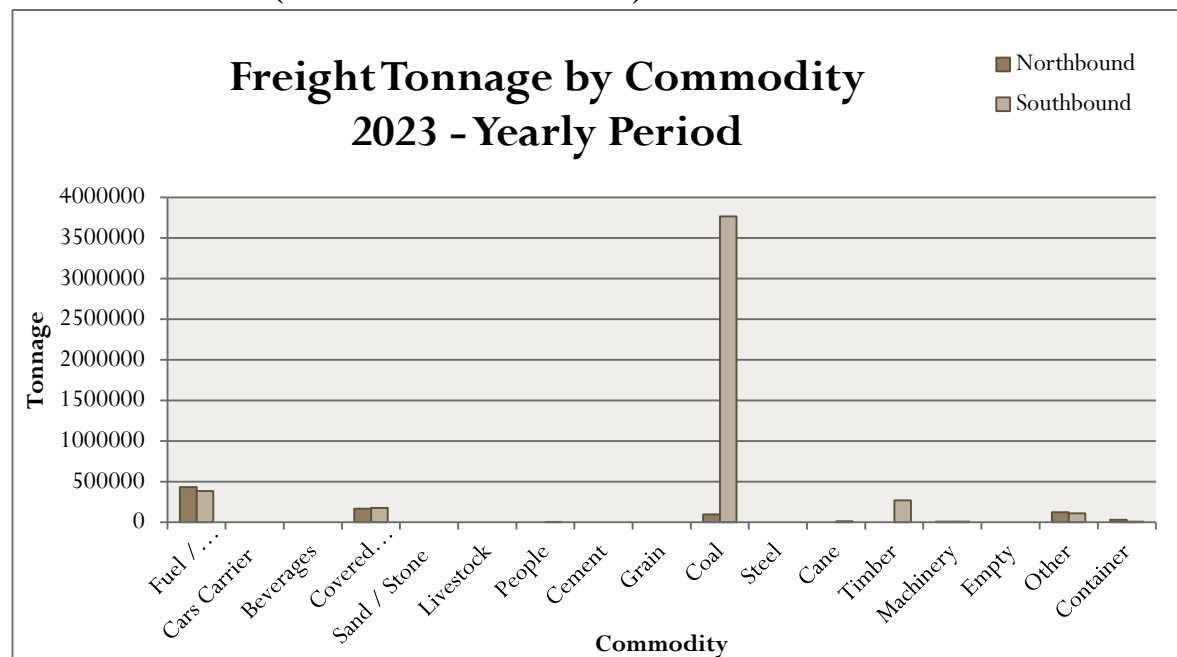


Golela (R69 N002 and Golela Border)

Date: 28-09-2023



Golela (R69 N002 and Golela Border)



Golela (R69 N002 and Golela Border)													
Freight Tonnage by Commodity by Vehicle Class (12 Hours)												Date: 28-09-2023	
Northbound							Southbound						
	2-3 Axle	4 Axle	5 Axle	6 Axle	≥ 7 Axle	Total		2-3 Axle	4 Axle	5 Axle	6 Axle	≥ 7 Axle	Total
Fuel / Chemicals	0	0	0	600	375	975	Fuel / Chemicals	0	0	0	620	250	870
Cars Carrier	0	0	0	0	0	0	Cars Carrier	0	0	0	0	0	0
Beverages	0	0	0	0	0	0	Beverages	0	0	0	0	0	0
Covered Load / Sail or Tarp	186	20	15	160	0	381	Covered Load / Sail or Tarp	234	0	45	120	0	399
Sand / Stone	0	0	0	0	0	0	Sand / Stone	0	0	0	0	0	0
Livestock	0	0	0	0	0	0	Livestock	0	0	0	0	0	0
People	0	0	0	0	0	0	People	6	0	0	0	0	6
Cement	0	0	0	0	0	0	Cement	0	0	0	0	0	0
Grain	0	0	0	0	0	0	Grain	0	0	0	0	0	0
Coal	186	20	15	0	0	221	Coal	0	0	0	0	8525	8525
Steel	0	0	0	0	0	0	Steel	0	0	0	0	0	0
Cane	0	0	0	0	0	0	Cane	0	0	0	0	25	25
Timber	0	0	0	0	0	0	Timber	0	0	0	60	550	610
Machinery	0	0	15	0	0	15	Machinery	0	0	15	0	0	15
Empty	0	0	0	0	0	0	Empty	0	0	0	0	0	0
Other	90	0	15	0	175	280	Other	84	0	15	20	125	244
Container	0	0	0	40	25	65	Container	0	0	0	20	0	20

Golela (R69 N002 and Golela Border)													
Freight Tonnage by Commodity by Vehicle Class (24 Hours)													Date: 28-09-2023
Northbound							Southbound						
	3 Axle	4 Axle	5 Axle	6 Axle	≥ 7 Axle	Total		3 Axle	4 Axle	5 Axle	6 Axle	≥ 7 Axle	Total
Fuel / Chemicals	0	0	0	726	454	1180	Fuel / Chemicals	0	0	0	750	303	1053
Cars Carrier	0	0	0	0	0	0	Cars Carrier	0	0	0	0	0	0
Beverages	0	0	0	0	0	0	Beverages	0	0	0	0	0	0
Covered Load / Sail or Tarp	225	24	18	194	0	461	Covered Load / Sail or Tarp	283	0	54	145	0	483
Sand / Stone	0	0	0	0	0	0	Sand / Stone	0	0	0	0	0	0
Livestock	0	0	0	0	0	0	Livestock	0	0	0	0	0	0
People	0	0	0	0	0	0	People	7	0	0	0	0	7
Cement	0	0	0	0	0	0	Cement	0	0	0	0	0	0
Grain	0	0	0	0	0	0	Grain	0	0	0	0	0	0
Coal	225	24	18	0	0	267	Coal	0	0	0	0	10315	10315
Steel	0	0	0	0	0	0	Steel	0	0	0	0	0	0
Cane	0	0	0	0	0	0	Cane	0	0	0	0	30	30
Timber	0	0	0	0	0	0	Timber	0	0	0	73	666	738
Machinery	0	0	18	0	0	18	Machinery	0	0	18	0	0	18
Empty	0	0	0	0	0	0	Empty	0	0	0	0	0	0
Other	109	0	18	0	212	339	Other	102	0	18	24	151	295
Container	0	0	0	48	30	79	Container	0	0	0	24	0	24

Golela (R69 N002 and Golela Border)													
Freight Tonnage by Commodity by Vehicle Class (Yearly Period)													
Northbound							Southbound						
	3 Axle	4 Axle	5 Axle	6 Axle	≥ 7 Axle	Total		3 Axle	4 Axle	5 Axle	6 Axle	≥ 7 Axle	Total
Fuel / Chemicals	0	0	0	264990	165619	430609	Fuel / Chemicals	0	0	0	273823	110413	384236
Cars Carrier	0	0	0	0	0	0	Cars Carrier	0	0	0	0	0	0
Beverages	0	0	0	0	0	0	Beverages	0	0	0	0	0	0
Covered Load / Sail or Tarp	82147	8833	6625	70664	0	168269	Covered Load / Sail or Tarp	103346	0	19874	52998	0	176218
Sand / Stone	0	0	0	0	0	0	Sand / Stone	0	0	0	0	0	0
Livestock	0	0	0	0	0	0	Livestock	0	0	0	0	0	0
People	0	0	0	0	0	0	People	2650	0	0	0	0	2650
Cement	0	0	0	0	0	0	Cement	0	0	0	0	0	0
Grain	0	0	0	0	0	0	Grain	0	0	0	0	0	0
Coal	82147	8833	6625	0	0	97605	Coal	0	0	0	0	3765066	3765066
Steel	0	0	0	0	0	0	Steel	0	0	0	0	0	0
Cane	0	0	0	0	0	0	Cane	0	0	0	0	11041	11041
Timber	0	0	0	0	0	0	Timber	0	0	0	26499	242908	269407
Machinery	0	0	6625	0	0	6625	Machinery	0	0	6625	0	0	6625
Empty	0	0	0	0	0	0	Empty	0	0	0	0	0	0
Other	39749	0	6625	0	77289	123662	Other	37099	0	6625	8833	55206	107763
Container	0	0	0	17666	11041	28707	Container	0	0	0	8833	0	8833

Golela (R69 N002 and Golela Border)													
Twenty Foot Equivalent Unit (TEU) (12 Hours)												Date: 28-09-2023	
Northbound							Southbound						
	1x6	2x6	3x6	1x12	1x6 + 1x12	TOTAL		1x6	2x6	3x6	1x12	1x6 + 1x12	TOTAL
2 Axle						0	2 Axle						0
3 Axle						0	3 Axle						0
4 Axle						0	4 Axle						0
5 Axle						0	5 Axle						0
6 Axle	1			1		3	6 Axle				1		2
≥ 7 Axle		1				2	≥ 7 Axle						0
TOTAL						5	TOTAL						2

Golela (R69 N002 and Golela Border)													
Twenty Foot Equivalent Unit (TEU) (24 Hours)												Date: 28-09-2023	
Northbound							Southbound						
	1x6	2x6	3x6	1x12	1x6 + 1x12	TOTAL		1x6	2x6	3x6	1x12	1x6 + 1x12	TOTAL
2 Axle	0	0	0	0	0	0	2 Axle	0	0	0	0	0	0
3 Axle	0	0	0	0	0	0	3 Axle	0	0	0	0	0	0
4 Axle	0	0	0	0	0	0	4 Axle	0	0	0	0	0	0
5 Axle	0	0	0	0	0	0	5 Axle	0	0	0	0	0	0
6 Axle	1	0	0	1	0	4	6 Axle	0	0	0	1	0	2
≥ 7 Axle	0	1	0	0	0	2	≥ 7 Axle	0	0	0	0	0	0
TOTAL						6	TOTAL						2

Golela (R69 N002 and Golela Border)													
Twenty Foot Equivalent Unit (TEU) (Yearly Period)													
Northbound							Southbound						
	1x6	2x6	3x6	1x12	1x6 + 1x12	TOTAL		1x6	2x6	3x6	1x12	1x6 + 1x12	TOTAL
2 Axle	0	0	0	0	0	0	2 Axle	0	0	0	0	0	0
3 Axle	0	0	0	0	0	0	3 Axle	0	0	0	0	0	0
4 Axle	0	0	0	0	0	0	4 Axle	0	0	0	0	0	0
5 Axle	0	0	0	0	0	0	5 Axle	0	0	0	0	0	0
6 Axle	442	0	0	442	0	1325	6 Axle	0	0	0	442	0	883
≥ 7 Axle	0	442	0	0	0	883	≥ 7 Axle	0	0	0	0	0	0
TOTAL						2208	TOTAL						883