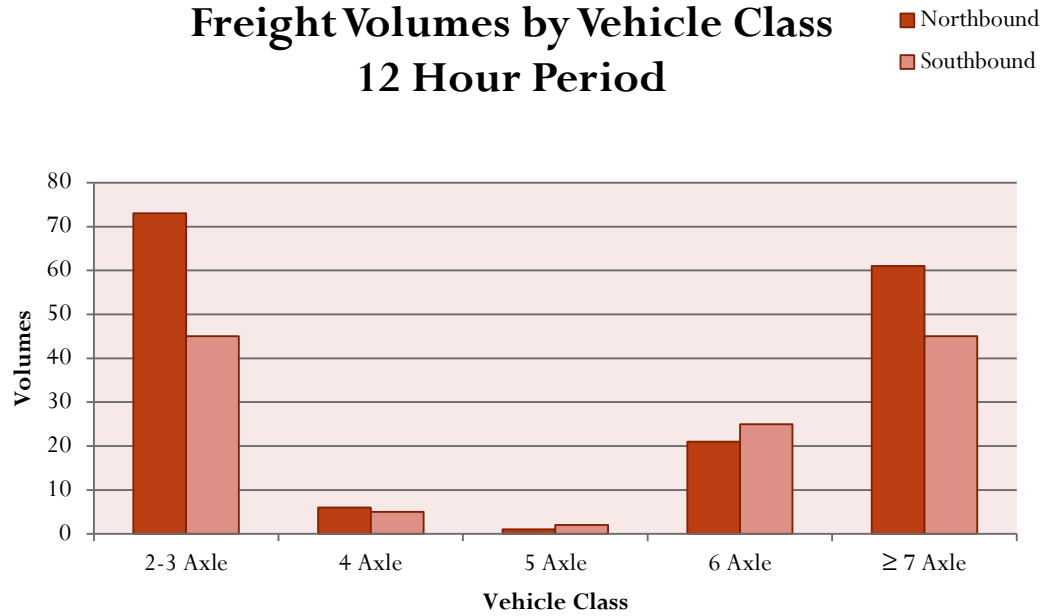


TRAFFIC HIGHLIGHTS OF SITE V10085			
1.1	Site Identifier	V10085	
1.2	Site Name	P33-1 Station 4	
1.3	Site Description	Segment 4	
1.4	Road Description	Route : Road : P33-1 Section : Distance : 0.0km	
1.5	GPS Position	30 02 30.7E -28 20 15.3S	
1.6	Number of Lanes	2	
1.7	Station Type	Secondary	
1.8	Requested Period	2022/02/23 - 2022/03/06	
1.9	Length of record requested (hours)	288	
1.10	Actual First & Last Dates	2022/02/23 - 2022/03/02	
1.11	Actual available good data (hours)	175	
1.12	Percentage good data available for requested period	61.0	
		To Dundee	Total
2.1a	Total number of vehicles (counted)	8543	17111
2.1b	Total number of vehicles (projected for period)	14003	28046
2.2	Average daily traffic (ADT)	1167	2337
2.3	Average daily truck traffic (ADTT)	204	413
2.4	Percentage of trucks	17.5	17.7
2.5	Truck split % (short:medium:long)	50 : 15 : 35	49 : 16 : 35
2.6	Percentage of night traffic (20:00 - 06:00)	10.6	10.3
3.1	Speed limit (km/hr)		100
3.2	Average speed (km/hr)	93.4	92.4
3.3	Average speed - light vehicles (km/hr)	95.8	94.9
3.4	Average speed - heavy vehicles (km/hr)	82.2	80.8
3.5	Average night speed (km/hr)	87.3	86.4
3.6	15th centile speed (km/hr)	75.7	73.7
3.7	85th centile speed (km/hr)	113.9	111.9
3.8	Percentage vehicles in excess of speed limit	35.1	34.1
4.1	Percentage vehicles in flows over 600 vehicles/hr	0.0	0.0
4.2	Highest volume on the road (vehicles/hr)	2022/02/25 16:00:00	256
4.3	Highest volume in the North (vehs/hr)	2022/02/25 16:00:00	129
4.4	Highest volume in the South (vehs/hr)	2022/02/23 09:00:00	134
4.5	Highest volume in a lane (vehicles/hr)	2022/02/23 09:00:00	134
4.6	15th highest volume on the road (vehicles/hr)	2022/02/28 17:00:00	182
4.7	15th highest volume in the North direction (vehs/hr)	2022/03/02 16:00:00	99
4.8	15th highest volume in the South direction (vehs/hr)	2022/02/28 08:00:00	96
4.9	30th highest volume on the road (vehicles/hr)	2022/03/01 15:00:00	169
4.10	30th highest volume in the North direction (vehs/hr)	2022/02/26 17:00:00	84
4.11	30th highest volume in the South direction (vehs/hr)	2022/03/02 11:00:00	85
5.1	Percentage of vehicles less than 2s behind vehicle ahead		
6.1	Total number of heavy vehicles (projected for period)	2449	4953
6.2	Estimated average number of axles per truck	4.2	4.2
6.3	Estimated truck mass (Ton/truck)	24.1	24.3
6.4	Estimated average E80/truck	1.4	1.4
6.5	Estimated daily E80 on the road		588
6.6	Estimated daily E80 in the North direction		288
6.7	Estimated daily E80 in the South direction		300
6.8	Estimated daily E80 in the worst North lane		288
6.9	Estimated daily E80 in the worst South lane		300
6.10	ASSUMPTION on Axles/Truck (Short:Medium:Long)		(2.0 : 5.0 : 7.0)
6.11	ASSUMPTION on Mass/Truck (Short:Medium:Long)		(10.9 : 31.5 : 39.8)
6.12	ASSUMPTION on E80s/Truck (Short:Medium:Long)		(0.6 : 2.5 : 2.1)

053 Dundee (R602 dundee to N11)

Date: 18-10-2023

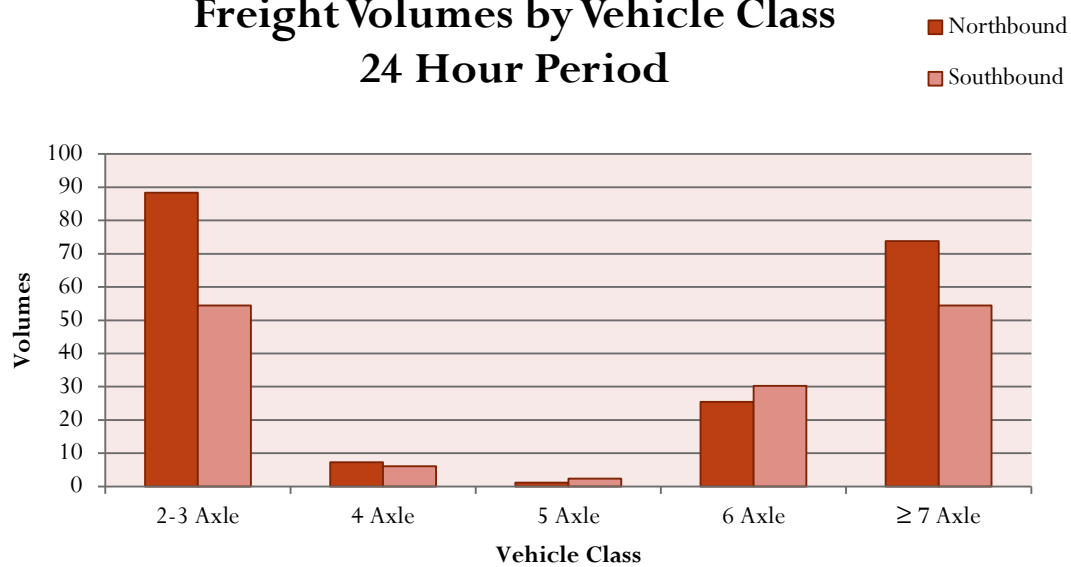
Freight Volumes by Vehicle Class 12 Hour Period



053 Dundee (R602 dundee to N11)

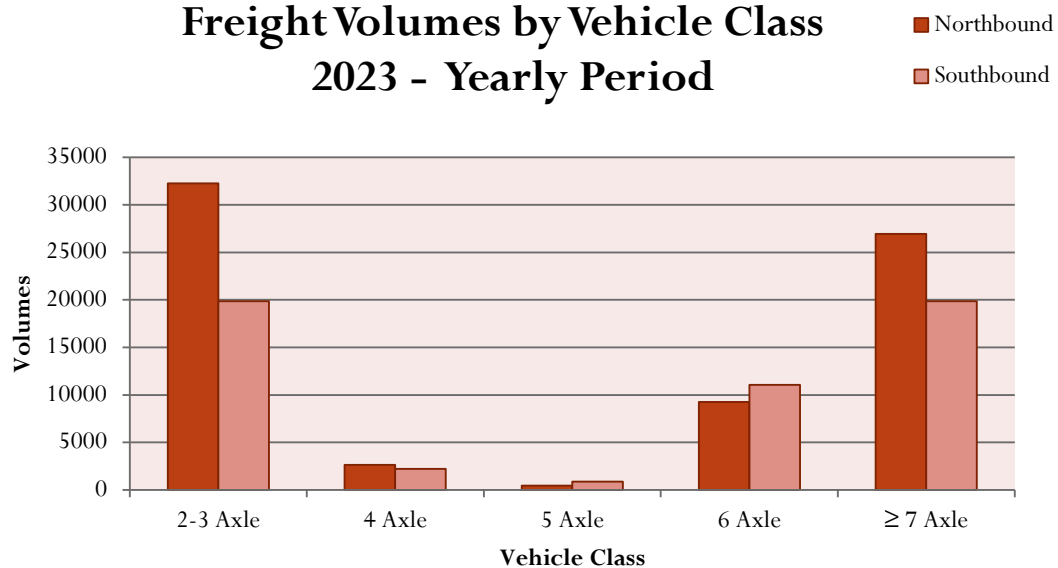
Date: 18-10-2023

Freight Volumes by Vehicle Class 24 Hour Period



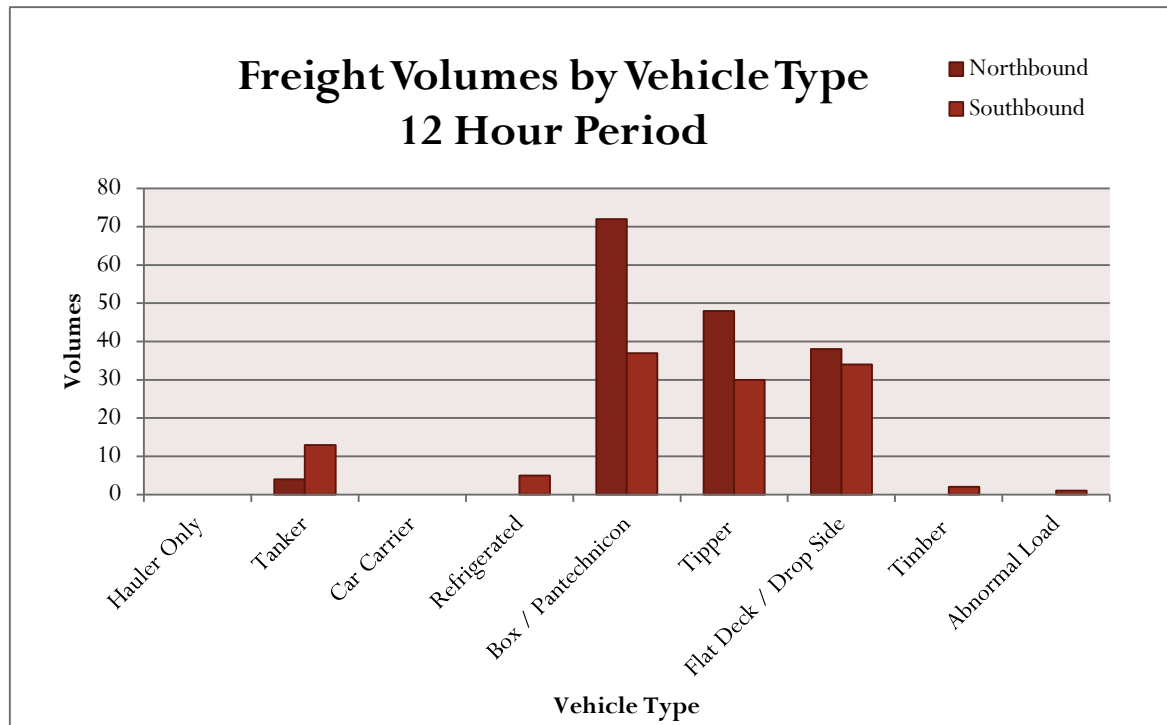
053 Dundee (R602 dundee to N11)

Freight Volumes by Vehicle Class 2023 - Yearly Period



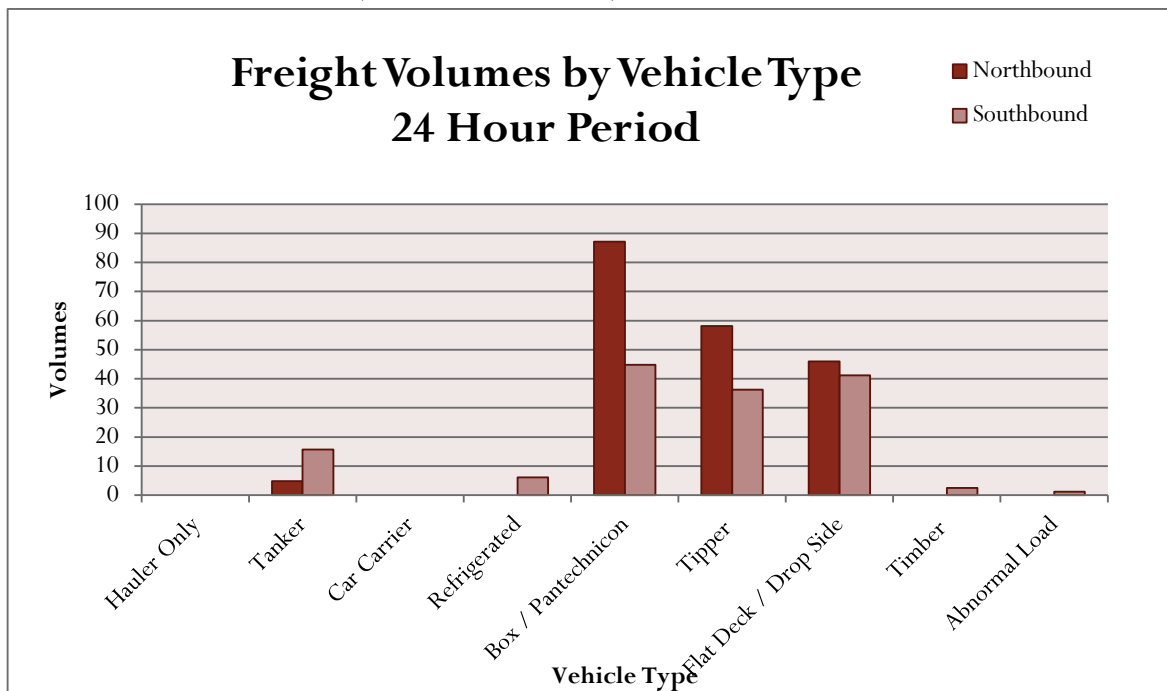
053 Dundee (R602 dundee to N11)

Date: 18-10-2023

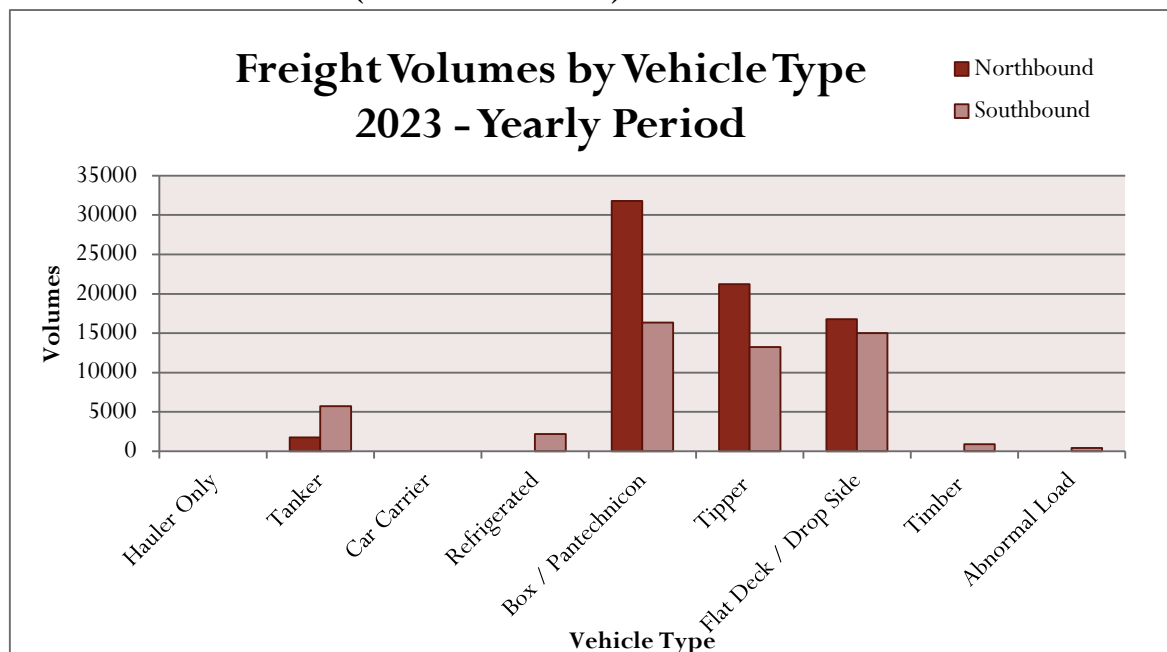


053 Dundee (R602 dundee to N11)

Date: 18-10-2023



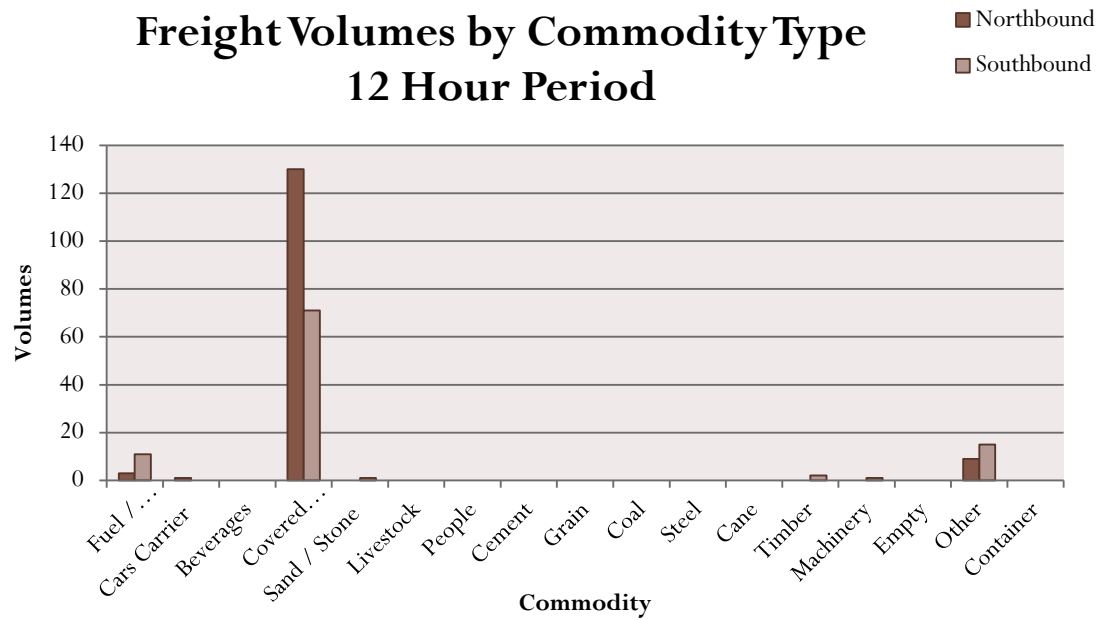
053 Dundee (R602 dundee to N11)



053 Dundee (R602 dundee to N11)

Date: 18-10-2023

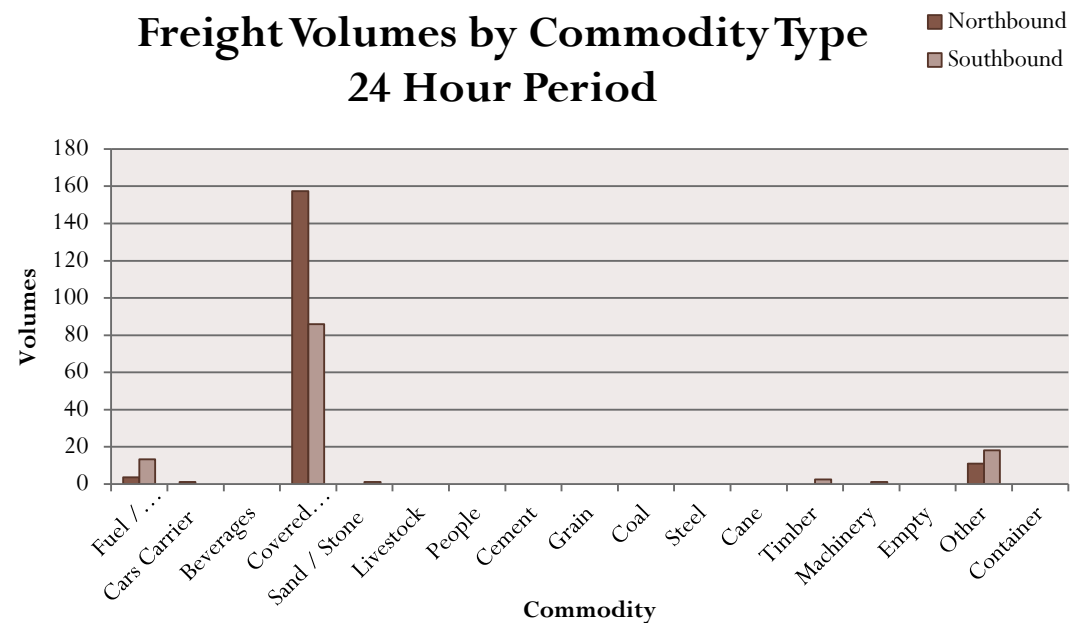
Freight Volumes by Commodity Type 12 Hour Period



053 Dundee (R602 dundee to N11)

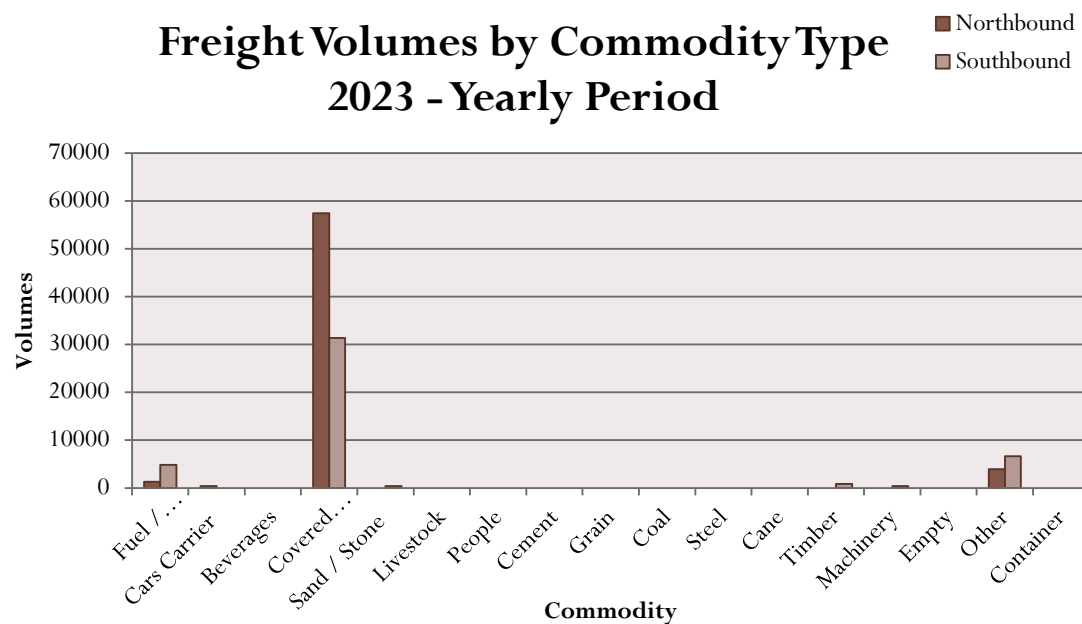
Date: 18-10-2023

Freight Volumes by Commodity Type 24 Hour Period



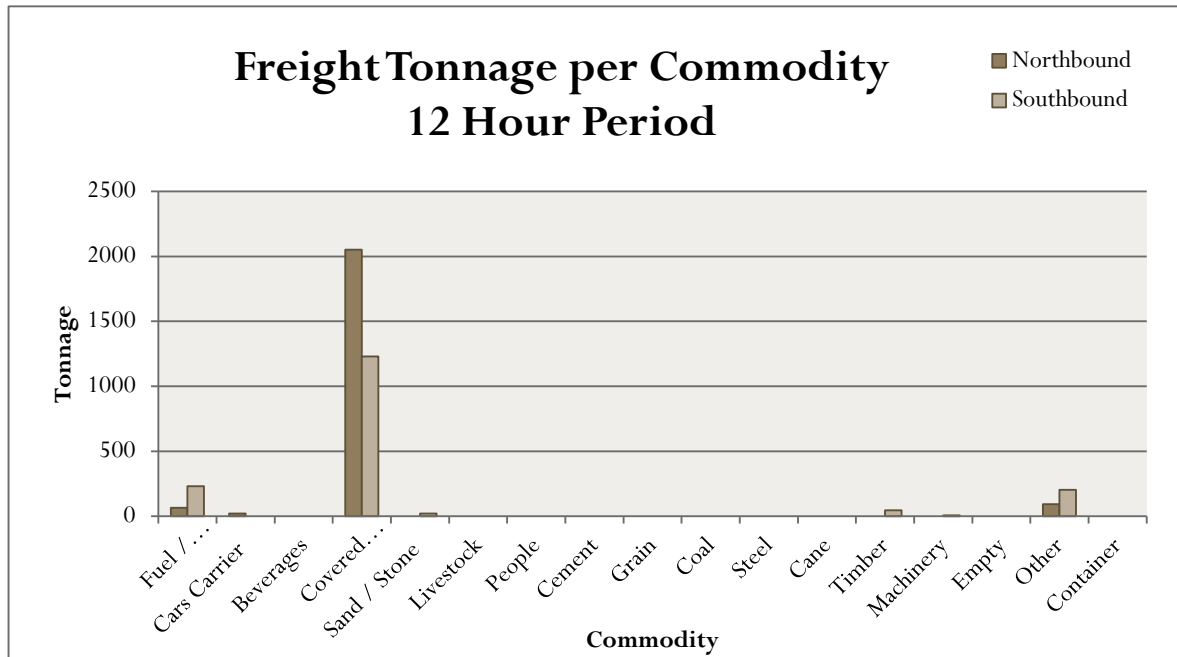
053 Dundee (R602 dundee to N11)

Freight Volumes by Commodity Type 2023 - Yearly Period



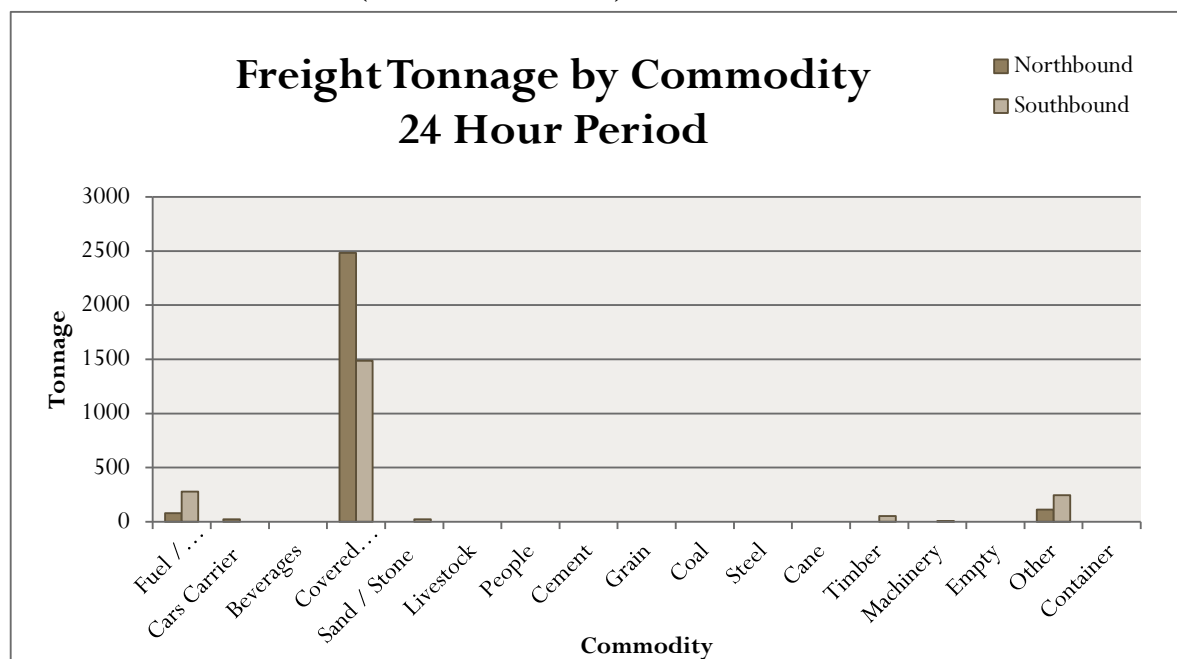
053 Dundee (R602 dundee to N11)

Date: 18-10-2023

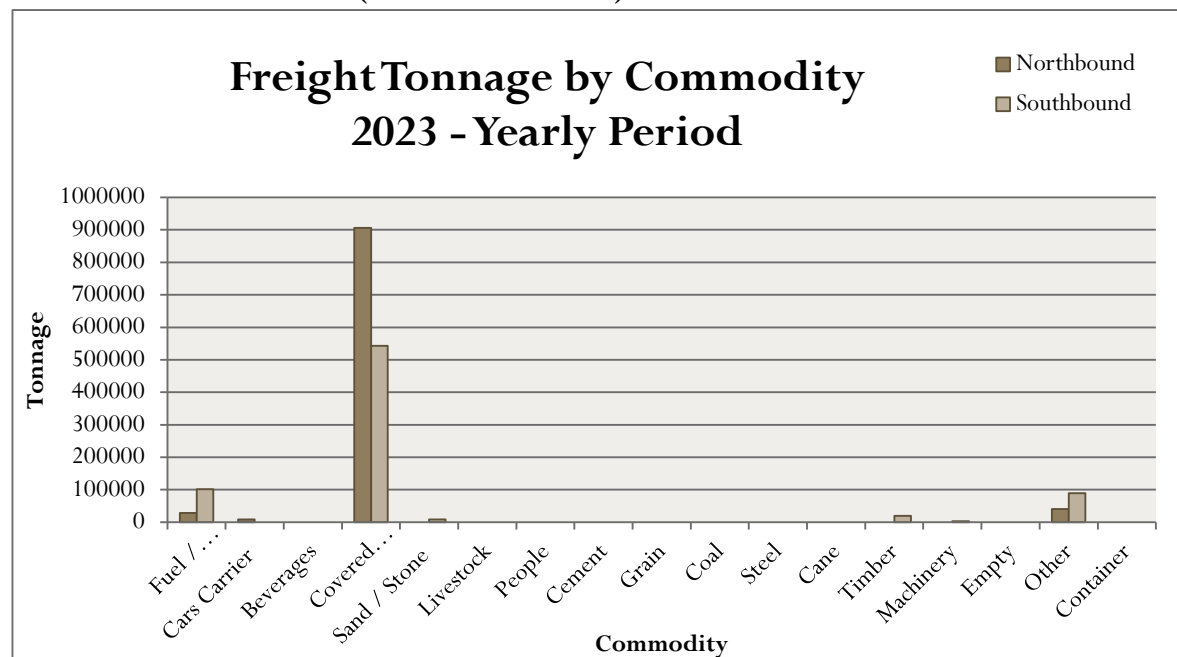


053 Dundee (R602 dundee to N11)

Date: 18-10-2023



053 Dundee (R602 dundee to N11)



053 Dundee (R602 dundee to N11)													
Freight Tonnage by Commodity by Vehicle Class (12 Hours)												Date: 18-10-2023	
Northbound							Southbound						
	2-3 Axle	4 Axle	5 Axle	6 Axle	≥ 7 Axle	Total		2-3 Axle	4 Axle	5 Axle	6 Axle	≥ 7 Axle	Total
Fuel / Chemicals	0	0	0	40	25	65	Fuel / Chemicals	0	0	0	180	50	230
Cars Carrier	0	0	0	20	0	20	Cars Carrier	0	0	0	0	0	0
Beverages	0	0	0	0	0	0	Beverages	0	0	0	0	0	0
Covered Load / Sail or Tarp	336	40	15	260	1400	2051	Covered Load / Sail or Tarp	144	20	15	200	850	1229
Sand / Stone	0	0	0	0	0	0	Sand / Stone	0	0	0	20	0	20
Livestock	0	0	0	0	0	0	Livestock	0	0	0	0	0	0
People	0	0	0	0	0	0	People	0	0	0	0	0	0
Cement	0	0	0	0	0	0	Cement	0	0	0	0	0	0
Grain	0	0	0	0	0	0	Grain	0	0	0	0	0	0
Coal	0	0	0	0	0	0	Coal	0	0	0	0	0	0
Steel	0	0	0	0	0	0	Steel	0	0	0	0	0	0
Cane	0	0	0	0	0	0	Cane	0	0	0	0	0	0
Timber	0	0	0	0	0	0	Timber	0	0	0	20	25	45
Machinery	0	0	0	0	0	0	Machinery	6	0	0	0	0	6
Empty	0	0	0	0	0	0	Empty	0	0	0	0	0	0
Other	42	0	0	0	50	92	Other	48	10	0	20	125	203
Container	0	0	0	0	0	0	Container	0	0	0	0	0	0

053 Dundee (R602 dundee to N11)													
Freight Tonnage by Commodity by Vehicle Class (24 Hours)												Date: 18-10-2023	
Northbound							Southbound						
	3 Axle	4 Axle	5 Axle	6 Axle	≥ 7 Axle	Total		3 Axle	4 Axle	5 Axle	6 Axle	≥ 7 Axle	Total
Fuel / Chemicals	0	0	0	48	30	79	Fuel / Chemicals	0	0	0	218	61	278
Cars Carrier	0	0	0	24	0	24	Cars Carrier	0	0	0	0	0	0
Beverages	0	0	0	0	0	0	Beverages	0	0	0	0	0	0
Covered Load / Sail or Tarp	407	48	18	315	1694	2482	Covered Load / Sail or Tarp	174	24	18	242	1029	1487
Sand / Stone	0	0	0	0	0	0	Sand / Stone	0	0	0	24	0	24
Livestock	0	0	0	0	0	0	Livestock	0	0	0	0	0	0
People	0	0	0	0	0	0	People	0	0	0	0	0	0
Cement	0	0	0	0	0	0	Cement	0	0	0	0	0	0
Grain	0	0	0	0	0	0	Grain	0	0	0	0	0	0
Coal	0	0	0	0	0	0	Coal	0	0	0	0	0	0
Steel	0	0	0	0	0	0	Steel	0	0	0	0	0	0
Cane	0	0	0	0	0	0	Cane	0	0	0	0	0	0
Timber	0	0	0	0	0	0	Timber	0	0	0	24	30	54
Machinery	0	0	0	0	0	0	Machinery	7	0	0	0	0	7
Empty	0	0	0	0	0	0	Empty	0	0	0	0	0	0
Other	51	0	0	0	61	111	Other	58	12	0	24	151	246
Container	0	0	0	0	0	0	Container	0	0	0	0	0	0

053 Dundee (R602 dundee to N11)													
Freight Tonnage by Commodity by Vehicle Class (Yearly Period)													
Northbound							Southbound						
	3 Axle	4 Axle	5 Axle	6 Axle	≥ 7 Axle	Total		3 Axle	4 Axle	5 Axle	6 Axle	≥ 7 Axle	Total
Fuel / Chemicals	0	0	0	17666	11041	28707	Fuel / Chemicals	0	0	0	79497	22083	101580
Cars Carrier	0	0	0	8833	0	8833	Cars Carrier	0	0	0	0	0	0
Beverages	0	0	0	0	0	0	Beverages	0	0	0	0	0	0
Covered Load / Sail or Tarp	148394	17666	6625	114829	618310	905824	Covered Load / Sail or Tarp	63598	8833	6625	88330	375403	542788
Sand / Stone	0	0	0	0	0	0	Sand / Stone	0	0	0	8833	0	8833
Livestock	0	0	0	0	0	0	Livestock	0	0	0	0	0	0
People	0	0	0	0	0	0	People	0	0	0	0	0	0
Cement	0	0	0	0	0	0	Cement	0	0	0	0	0	0
Grain	0	0	0	0	0	0	Grain	0	0	0	0	0	0
Coal	0	0	0	0	0	0	Coal	0	0	0	0	0	0
Steel	0	0	0	0	0	0	Steel	0	0	0	0	0	0
Cane	0	0	0	0	0	0	Cane	0	0	0	0	0	0
Timber	0	0	0	0	0	0	Timber	0	0	0	8833	11041	19874
Machinery	0	0	0	0	0	0	Machinery	2650	0	0	0	0	2650
Empty	0	0	0	0	0	0	Empty	0	0	0	0	0	0
Other	18549	0	0	0	22083	40632	Other	21199	4417	0	8833	55206	89655
Container	0	0	0	0	0	0	Container	0	0	0	0	0	0

053 Dundee (R602 dundee to N11)													
Twenty Foot Equivalent Unit (TEU) (12 Hours)												Date: 18-10-2023	
Northbound							Southbound						
	1x6	2x6	3x6	1x12	1x6 + 1x12	TOTAL		1x6	2x6	3x6	1x12	1x6 + 1x12	TOTAL
2 Axle						0	2 Axle						0
3 Axle						0	3 Axle						0
4 Axle						0	4 Axle						0
5 Axle						0	5 Axle						0
6 Axle						0	6 Axle						0
≥ 7 Axle						0	≥ 7 Axle						0
TOTAL						0	TOTAL						0

053 Dundee (R602 dundee to N11)													
Twenty Foot Equivalent Unit (TEU) (24 Hours)												Date: 18-10-2023	
Northbound							Southbound						
	1x6	2x6	3x6	1x12	1x6 + 1x12	TOTAL		1x6	2x6	3x6	1x12	1x6 + 1x12	TOTAL
2 Axle	0	0	0	0	0	0	2 Axle	0	0	0	0	0	0
3 Axle	0	0	0	0	0	0	3 Axle	0	0	0	0	0	0
4 Axle	0	0	0	0	0	0	4 Axle	0	0	0	0	0	0
5 Axle	0	0	0	0	0	0	5 Axle	0	0	0	0	0	0
6 Axle	0	0	0	0	0	0	6 Axle	0	0	0	0	0	0
≥ 7 Axle	0	0	0	0	0	0	≥ 7 Axle	0	0	0	0	0	0
TOTAL						0	TOTAL						0

053 Dundee (R602 dundee to N11)													
Twenty Foot Equivalent Unit (TEU) (Yearly Period)													
Northbound							Southbound						
	1x6	2x6	3x6	1x12	1x6 + 1x12	TOTAL		1x6	2x6	3x6	1x12	1x6 + 1x12	TOTAL
2 Axle	0	0	0	0	0	0	2 Axle	0	0	0	0	0	0
3 Axle	0	0	0	0	0	0	3 Axle	0	0	0	0	0	0
4 Axle	0	0	0	0	0	0	4 Axle	0	0	0	0	0	0
5 Axle	0	0	0	0	0	0	5 Axle	0	0	0	0	0	0
6 Axle	0	0	0	0	0	0	6 Axle	0	0	0	0	0	0
≥ 7 Axle	0	0	0	0	0	0	≥ 7 Axle	0	0	0	0	0	0
TOTAL						0	TOTAL						0